



2024 DuPage County Point in Time Count

On 01/31/24, the Continuum of Care conducted an overnight Point-in-Time count in DuPage County. A Point-in-Time count is an unduplicated count on a single night of the people within a community who are experiencing homelessness.

The U.S. Department of Housing and Urban Development (HUD) requires that communities receiving federal funds from the McKinney-Vento Homeless Assistance Grants program conduct a count of all persons experiencing sheltered homelessness during the last 10 days in January. Many communities in recent years, including DuPage County, have also implemented an annual count of unsheltered populations.

Point-in-Time Counts help communities plan services and programs to appropriately address local needs, measure progress in decreasing homelessness, and identify strengths and gaps in a community's current homeless assistance system. Collecting data on homelessness and tracking progress can help to inform public education, increase public awareness, and attract resources that will lead towards progress in preventing and ending homelessness.

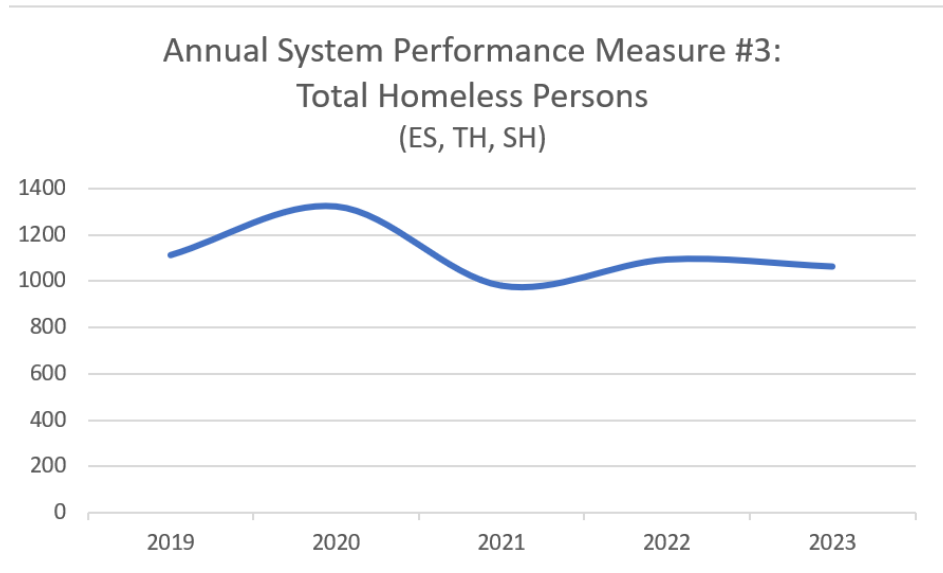
Draft Sheltered PIT Count Comparison

PIT Date	1/28/2015	1/27/2016	1/25/2017	1/25/2018	1/23/2019	1/22/2020	1/27/2021	1/26/2022	1/25/2023	1/31/2024	% Change	
Total Persons	642	525	316	280	299	318	388	524	492	450	-9%	
Adult Child	382	351	126	124	122	137	228	318	310	251	-19%	
Child Only	8	8	3	6	0	0	1	0	0	0	0%	
Adult Only	252	166	187	150	177	181	159	206	182	199	9%	
Youth	118	95	78	85	71	77	70	70	71	84	18%	
Veteran	28	26	8	13	7	8	6	12	13	9	-31%	
CH	50	33	33	28	30	49	68	58	39	104	167%	

Draft Unsheltered PIT Count Comparison

PIT Date	1/28/2015	1/25/2017	1/23/2019	1/27/2021	1/26/2022	1/25/2023	1/31/2024	% Change	
Total Persons		30	15	10	37	31	33	26	-21%
Adult Child			0	0		0	2	0	-100%
Child Only			0	0		0	0	0	0%
Adult Only	No data		15	10	Observe	31	31	26	-16%
Youth	available		0	0	only count	6	0	1	100%
Veteran			0	0		1	0	2	100%
CH			3	1		3	2	2	0%

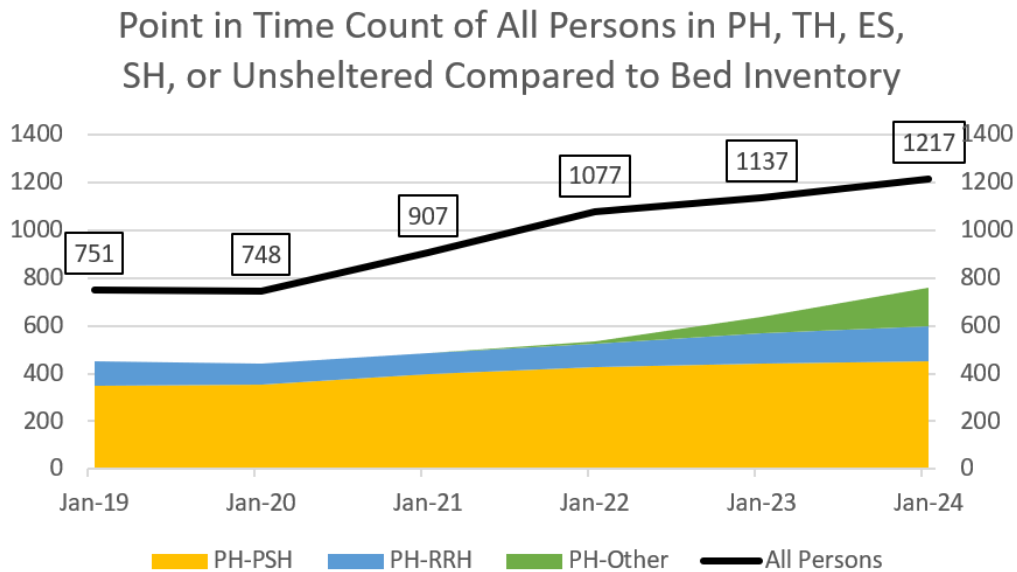
The Continuum of Care measures the number of persons people experiencing homelessness both at a **Point in Time** and over the course of a year. The numbers below are a comparison of the **annual** number of persons experiencing sheltered homelessness in DuPage County.



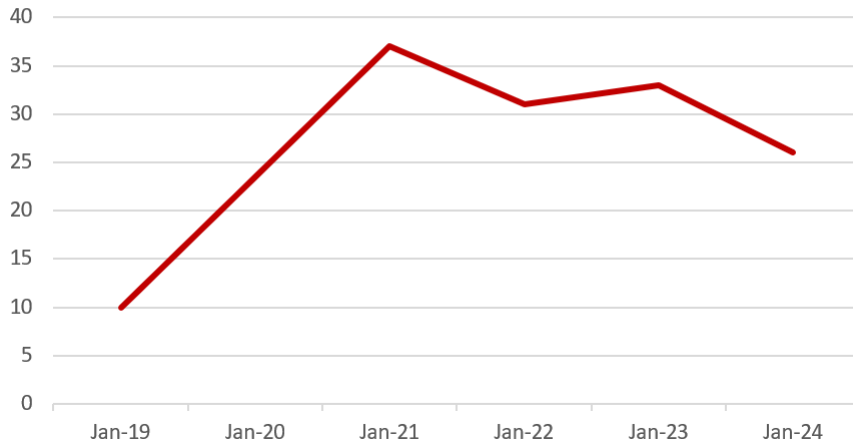
The Annual System Performance Measurement above captures data from persons in Emergency Shelter, and Transitional Housing projects.

Reporting Year	2016	2017	2018	2019	2020	2021	2022	2023	% Change
Total Persons (SPM) - ES, TH, SH	1400	1174	1214	1113	1321	982	1094	1064	-3%
Total Persons (LSA) - Includes PH projects			1622	1883	1525	1284	1637	1616	-1%

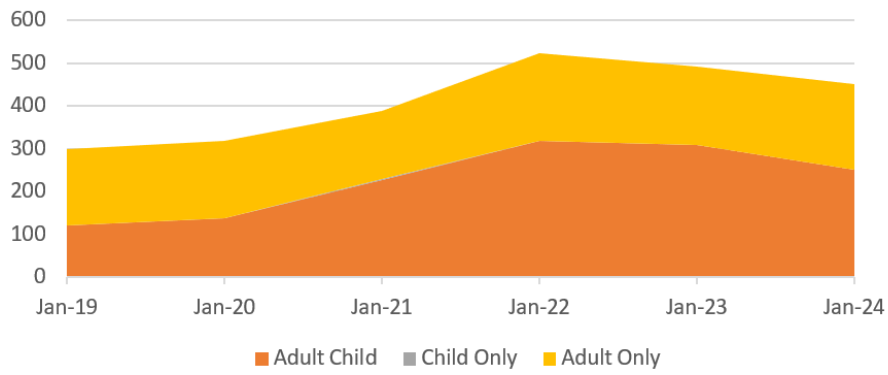
The Longitudinal Systems Analysis (LSA) report, also produced from a CoC's Homelessness Management Information System (HMIS), provides HUD and Continuums of Care with critical information about how people experiencing homelessness use their system of care. The LSA report captures data from additional project types, including Permanent Housing projects.



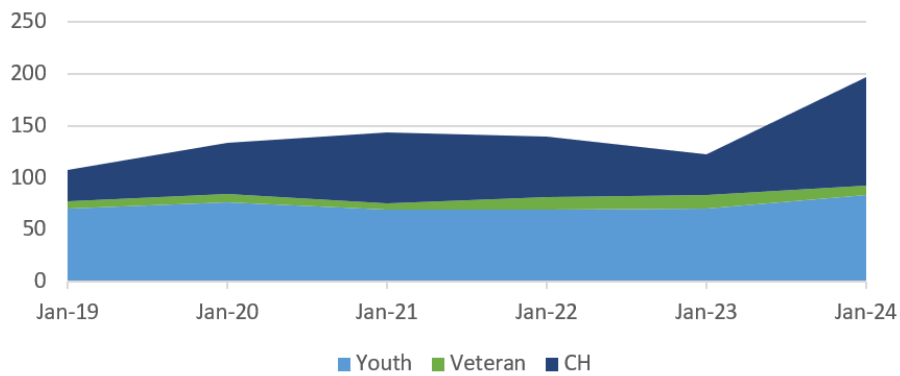
Unsheltered Point-in-Time



Annual Sheltered Point-in-Time:
Persons by Household Type
(ES, SH, TH)



Annual Sheltered Point-in-Time:
Persons in Households by Sub-Population
(ES, SH, TH)



2024 DuPage County Point in Time Count Details

Bartlett – 1

- Police Department

Bloomingtondale – 3

- Outdoors (2), vehicle (1)

Carol Stream – 1

- Outdoors

Darien – 1

- Vehicle

Downers Grove – 3

- Post Office (2), Train Station (1)

Glen Ellyn – 2

- Outdoors (1), Vehicle (1)

Glendale Heights – 1

- Vehicle

Lombard – 2

- Vehicle (2)

Naperville – 6

- Outdoors (2), Hotel Lobby (1), Gas Station (1), Tent (1), Hospital ED (1)

Roselle – 1

- Police Department

Warrenville – 1

- Train Station

West Chicago – 1

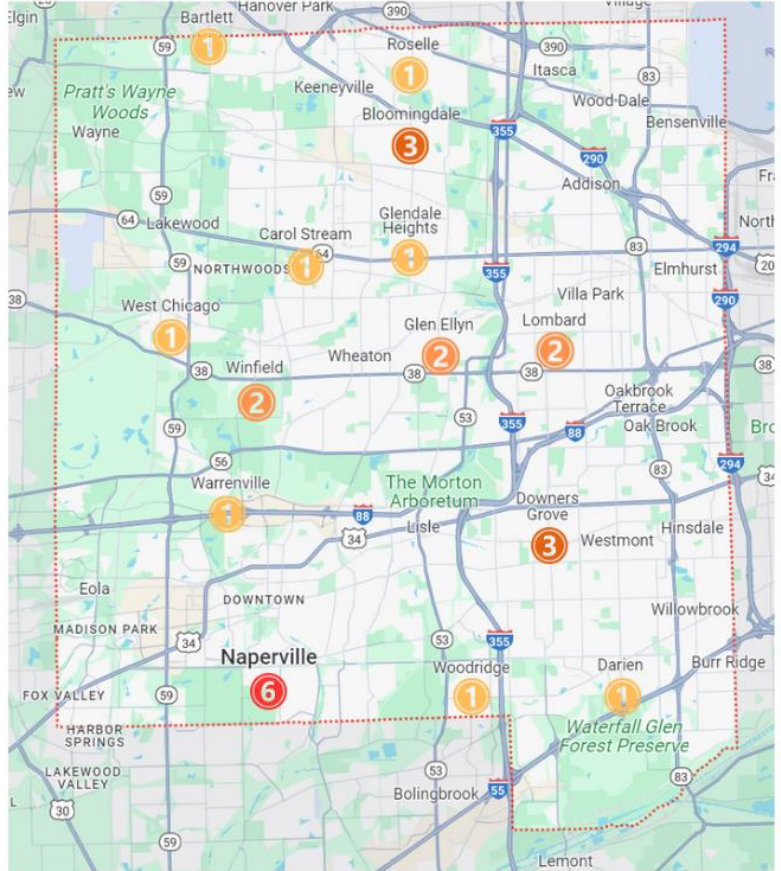
- Train Station

Winfield – 2

- Train Station (2)

Woodridge – 1

- Vehicle



Of the seven individuals identified as experiencing unsheltered homelessness in a vehicle



Grocery Store (3)

McDonalds (2)

WalMart (1)

Gas Station (1)

**2024 DuPage County Point in Time Count
Demographics
(total persons surveyed)**

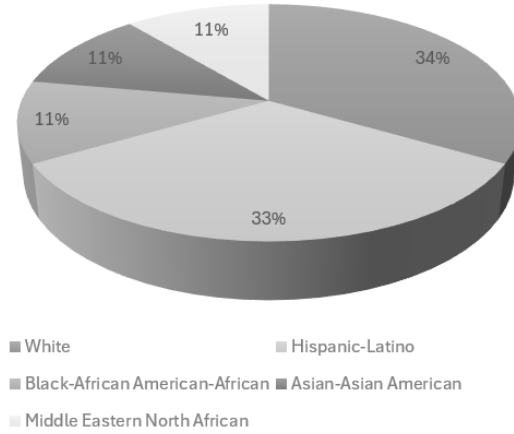
9

Unsheltered persons surveyed the night of the PIT Count

As self-identified by gender



As self-identified by race



Average age as provided by persons surveyed

47

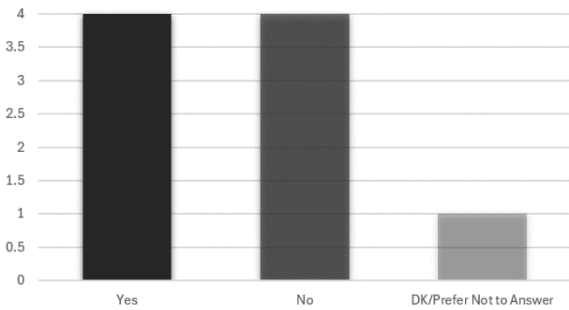
23 ←————→ 67

As self-identified by Veteran status

3



Self-identified First Time Homeless



Self-identified Length of Time Homeless



15

Average LOT

1 month → 60 months