

DuPage CoC Coordinated Entry Summary - 2/1/22 to 1/31/23

Active List	Household	Member
Total	227	365
# Adult Only	176	171
# Adult and Child	52	194
# Veterans	12	15
# Parenting Youth	5	14
# Unaccom. Youth	78	76
Chronic Homeless	36	64
#CH Adult Only	26	27
#CH Adult and Child	10	37
# CH Veterans	0	0
# CH Youth	8	12

Scoring	All Households		Active Households	
PSH (8/9+)	155	23%	58	26%
RRH (4-7/8)	407	61%	123	54%
RRH (4-5)	177	26%	60	26%
RRH (6-7/8)	233	35%	64	28%
No Intervention (0-3)	86	13%	35	15%
Missing	29	4%	15	7%

CM Agrees	All Households		Active Households	
Yes	423	63%	138	60%
No	218	32%	75	33%
Missing	33	5%	16	7%

List Activity	All	Active
Total Entries	671	227
New Entries	475	202
Total Exits	447	NA

Transfers	All Households		Active Households	
Permanent Supportive Housing	1	100%	0	#DIV/0

Domestic Violence	All	Active
Fleeing DV	128	35

Length of Time	All	Active
Mean Days on List	222	232
Median Days on List	152	145
Max Days on List	2419	2419
Mean Days Homeless	479	474
Median Days Homeless	306	295
Max Days Homeless	4296	3380

Gender	HoH Count
Female	326
Male	313
Female, Transgender	1
Male, Transgender	2
A gender other than singularly female or male (e.g., non-binary, genderfluid, agender, culturally specific gender)	13
Transgender	12
Female, Questioning	1
Female, Male, A gender other than singularly female or male (e.g., non-binary, genderfluid, agender, culturally specific gender), Transgender, Questioning	1
Missing	1

Disability	HoH Count
Yes (HUD)	359
No (HUD)	299
Client doesn't know (HUD)	1
Data not collected (HUD)	1
Missing	12

Race	HoH Count
American Indian, Alaska Native, or Indigenous (HUD)	1
American Indian, Alaska Native, or Indigenous (HUD), White (HUD)	1
Asian or Asian American (HUD)	8
Asian or Asian American (HUD), White (HUD)	1
Black, African American, or African (HUD)	315
Black, African American, or African (HUD), American Indian, Alaska Native, or Indigenous (HUD)	6
Black, African American, or African (HUD), Asian or Asian American (HUD)	2
Black, African American, or African (HUD), White (HUD)	9
White (HUD)	311
White (HUD), American Indian, Alaska Native, or Indigenous (HUD)	2
White (HUD), Black, African American, or African (HUD)	1
Client doesn't know (HUD)	1
Client refused (HUD), White (HUD)	1
White (HUD), White (HUD)	2
Black, African American, or African (HUD), Black, African American, or African (HUD)	2
Asian or Asian American (HUD), Asian or Asian American (HUD)	1

Ethnicity	HoH Count
Non-Hispanic/Non-Latin(a)(o)(x) (HUD)	538
Hispanic/Latin(a)(o)(x) (HUD)	126
Client doesn't know (HUD)	1
Missing	5

DuPage CoC Coordinated Entry Summary - 2/1/22 to 1/31/23

Race	HoH Count
Data not collected (HUD)	1
Missing	5

Referral Summary - 2/1/22 to 1/31/23

Active Households	Referrals
Active Referrals	44
Returned Referrals	81

If not housed, why?	All	Active
Client not eligible	35%	38%
Client cannot be located	24%	20%
Program Declined	19%	15%
Client Declined	15%	12%
No Vacancy	7%	15%

#HHs where exit dest. not assessed or referral returned 'Client can't be located'	# Referrals Returned due to no contact	# HHs where a referral returned due to no contact
157	62	54

Referrals by Age & Intervention	PSH	RRH	No Housing Intervention	Missing	Total
18 - 24	10	43	2		55
25 - 59	34	101	6	1	142
60 - 80	9	23	1	1	34
Total	53	167	9	2	231

Outcome of Referral	All	Active
Returned to list	234	81
Housed by program	57	0
Removed from list, not participating in program	29	0

If Declined/Ineligible	All	Active
Client could not be located	16%	16%
Missing	11%	9%
Other, explain below	10%	7%
Missing documentation (other)	10%	14%
Housed	9%	4%
Obtained other housing intervention	7%	0%
No income	7%	9%
Services do not meet client's required level of care	6%	10%
No Vacancy	5%	11%
Missing documentation (disability)	5%	4%
Client does not want to work with this program	4%	6%
Missing documentation (homeless time)	3%	2%
Household type not eligible	2%	2%
Over-income	2%	1%
Previous client	1%	1%
Left Service Area	1%	0%
Criminal History - landlord/unit restriction	0%	1%
No disabling condition	0%	1%
Wrong size unit for household	0%	1%
Banned from agency	0%	0%
Unable to locate a unit	0%	0%

Referral Summary - 2/1/22 to 1/31/23

If Other, Explain (Returned Referral)
client couldn't be located
client couldn't provide documentation for PSH and has a voucher he wants to use.
client couldn't provide documents for us to verify eligibility
Client declined program and did not share reason.
client didn't provide documents needed for PSH in time
client didn't provide information needed for PSH.
Client discharged for stealing from ES landlord; can't locate
client doesn't have the paperwork to qualify for PSH.
Client doesn't meet PSH family household size for grant.
Client is not literally homeless nor living in DuPage County.
Client needs a score adjustments and is need of PHS not TH.
client never called back writer
Client only wants transitional housing, not shelter
Client states that due to Mental Health, she does not want to live alone.
client want's to use the voucher and doesn't want PSH at this time.
Client wants to use Voucher, has unit lined up August 1st. confirmed with Inger from Cc
client was given a deadline to call us back but missed it.
client wasn't able to provide any documentation for housing.
client wasn't able to provide documents for PSH.
client wasn't interested in housing at this time, confirmed with case manager
Internal program to program transfer to Journey Home RRH
Learned that client was in jail
Moved to different program
Previous omission to PSH, returned because need higher level of care
SA Emailed provider for an updated, but is moving to return referral to allow reassignment.
wasn't able to get a hold of client and client never reached back out to writer, spot was filled

Unaccompanied/ Parenting Youth Households	All Households	Households Active on List
PSH	65	29
RRH	143	41
No Housing Intervention	23	9
Missing	6	3
Sum:	237	82

Veteran Households	All Households	Households Active on List
PSH	2	0
RRH	14	3
No Housing Intervention	9	4
Missing	11	5
Sum:	36	12

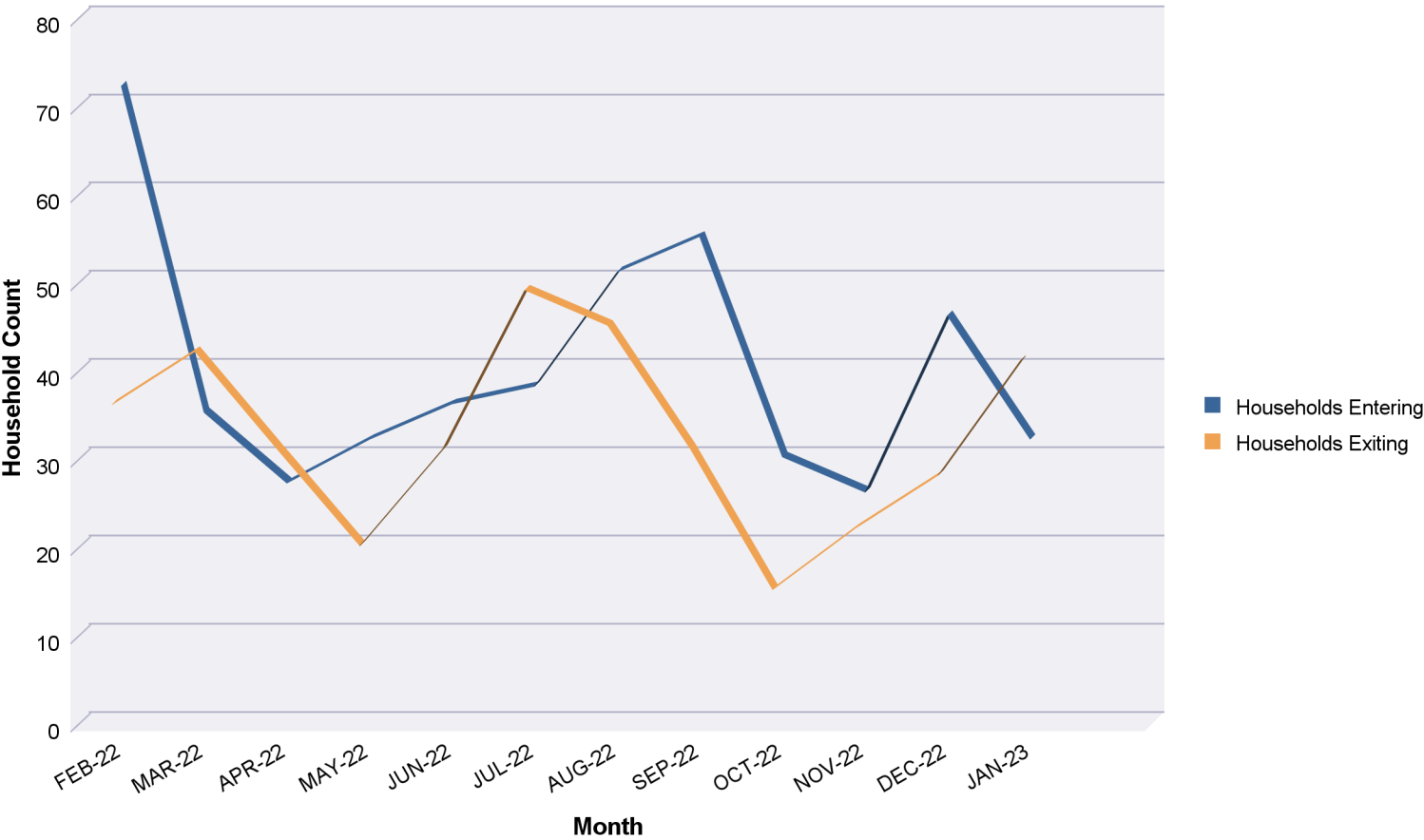
Adult Only Households	All Households	Households Active on List
PSH	121	44
RRH	301	89
No Housing Intervention	73	30
Missing	28	14
Sum:	523	177

Adult Child Households	All Households	Households Active on List
PSH	34	14
RRH	104	33
No Housing Intervention	12	4
Missing	1	1
Sum:	151	52

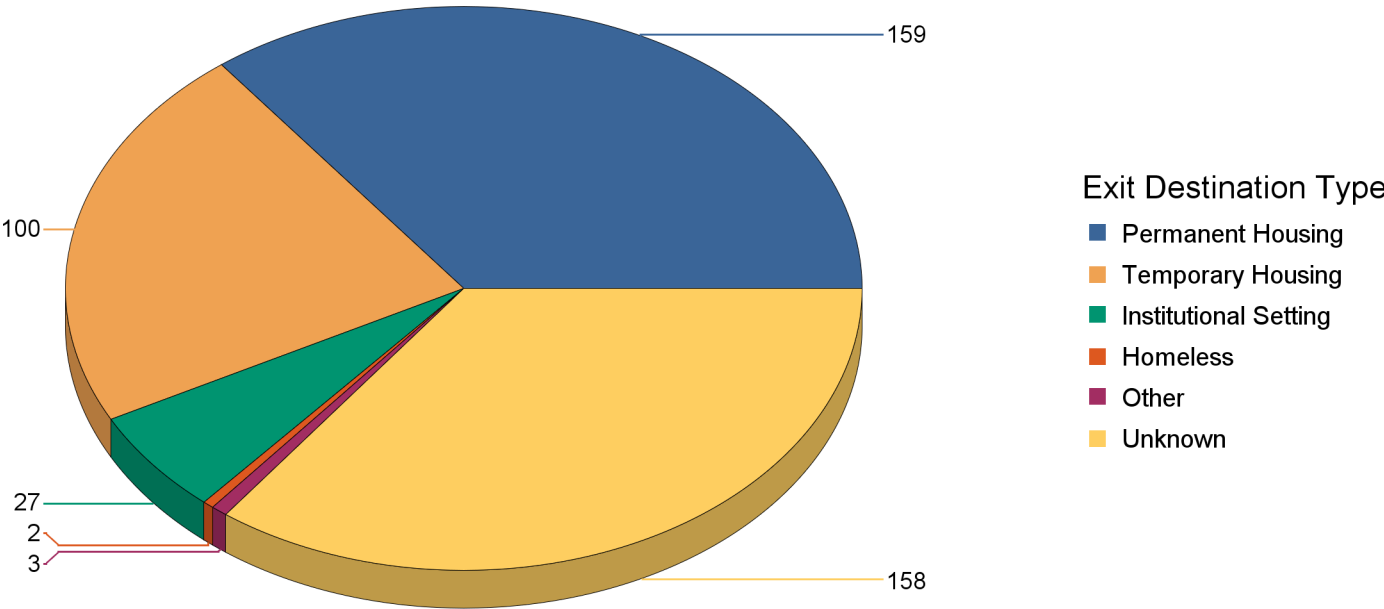
Chronic Households	All Households	Households Active on List
PSH	52	16
RRH	87	18
No Housing Intervention	7	2
Missing	2	0
Sum:	148	36



# Households Entering and Exiting Coordinated Entry by Month

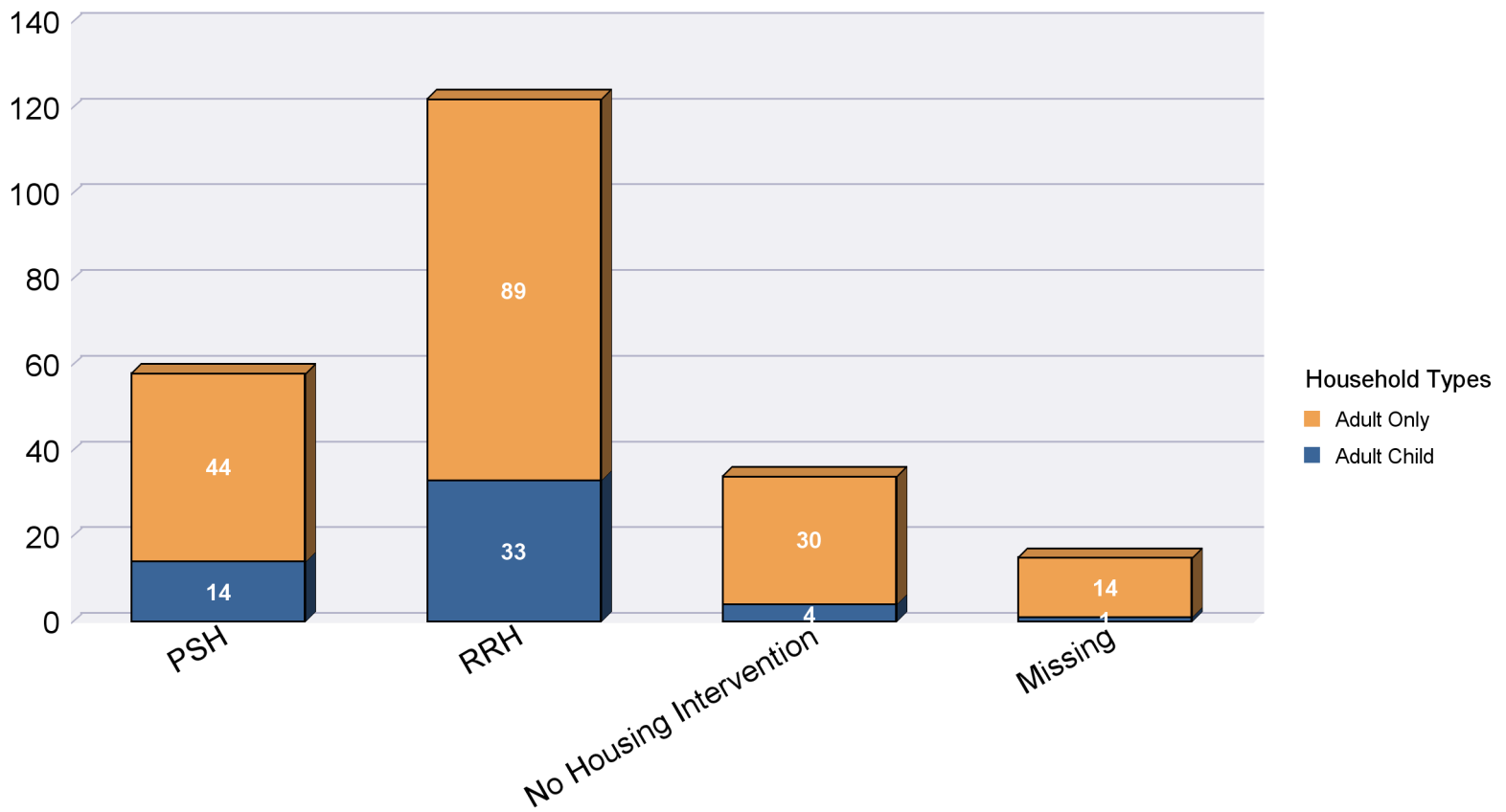


## Exit Destinations by Household

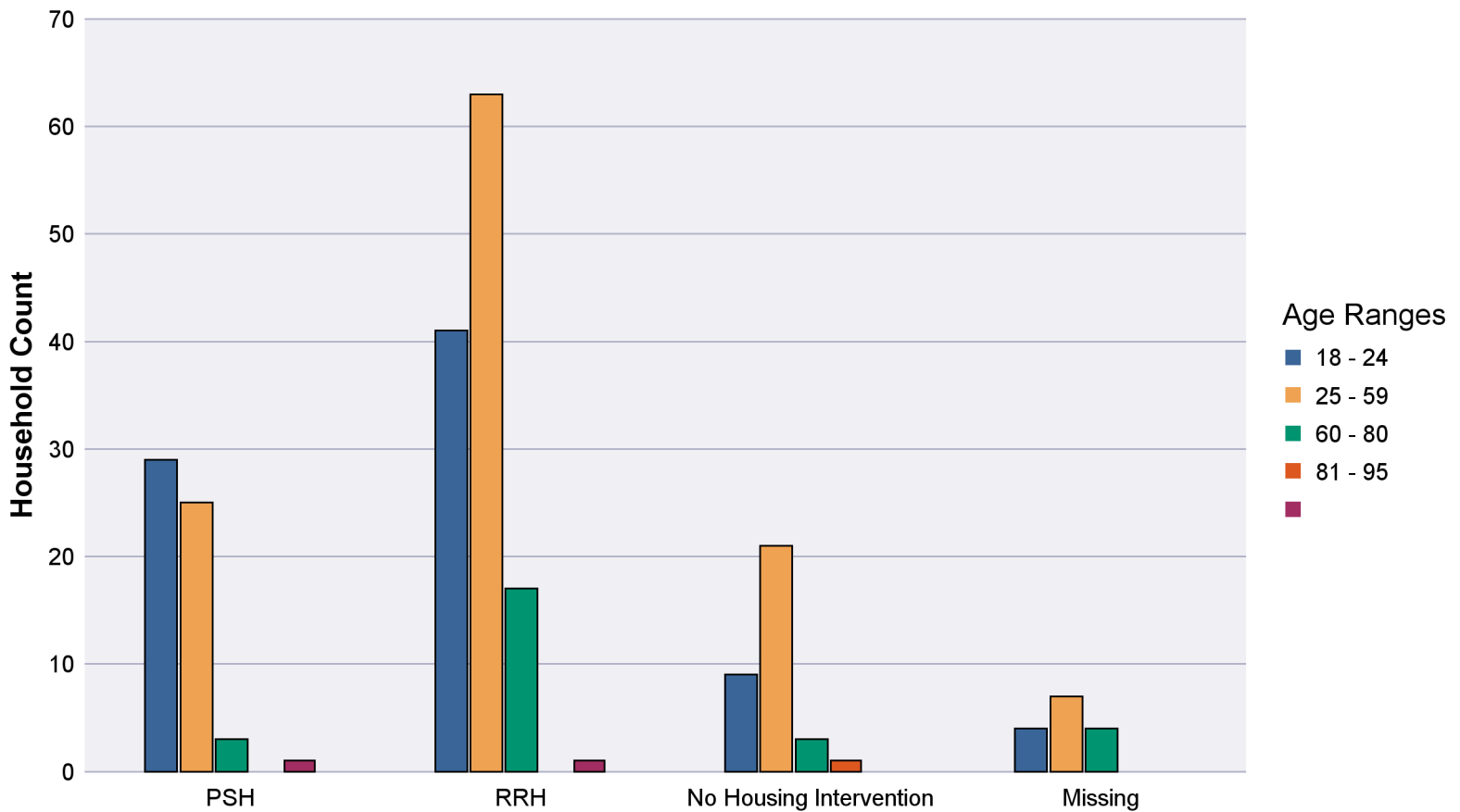




## Intervention Recommended for All Active Households



## Housing Intervention by Active Head of Household Age Range



## Intervention by Race

	PSH	RRH	No Housing Intervention	Missing	Total
American Indian, Alaska Native, or Indigenous (HUD)			1		1
American Indian, Alaska Native, or Indigenous (HUD), White (HUD)	1				1
Asian or Asian American (HUD)	2	4	2		8
Asian or Asian American (HUD), White (HUD)		1			1
Black, African American, or African (HUD)	66	192	43	14	315
Black, African American, or African (HUD), American Indian, Alaska Native, or Indigenous (HUD)		5	1		6
Black, African American, or African (HUD), Asian or Asian American (HUD)		2			2
Black, African American, or African (HUD), White (HUD)	3	6			9
White (HUD)	77	183	38	13	311
White (HUD), American Indian, Alaska Native, or Indigenous (HUD)	2				2
White (HUD), Black, African American, or African (HUD)		1			1
Client doesn't know (HUD)				1	1
Client refused (HUD), White (HUD)		1			1
White (HUD), White (HUD)	2				2
Black, African American, or African (HUD), Black, African American, or African (HUD)		2			2
Asian or Asian American (HUD), Asian or Asian American (HUD)		1			1
Data not collected (HUD)		1			1
Missing		2	2	1	5
	153	401	87	29	670

Intervention by Ethnicity

	PSH	RRH	No Housing Interventio n	Missing	Total
Non-Hispanic/Non-Latin(a)(o)(x) (HUD)	123	323	70	22	538
Hispanic/Latin(a)(o)(x) (HUD)	30	76	15	5	126
Client doesn't know (HUD)				1	1
Missing		2	2	1	5
	153	401	87	29	670

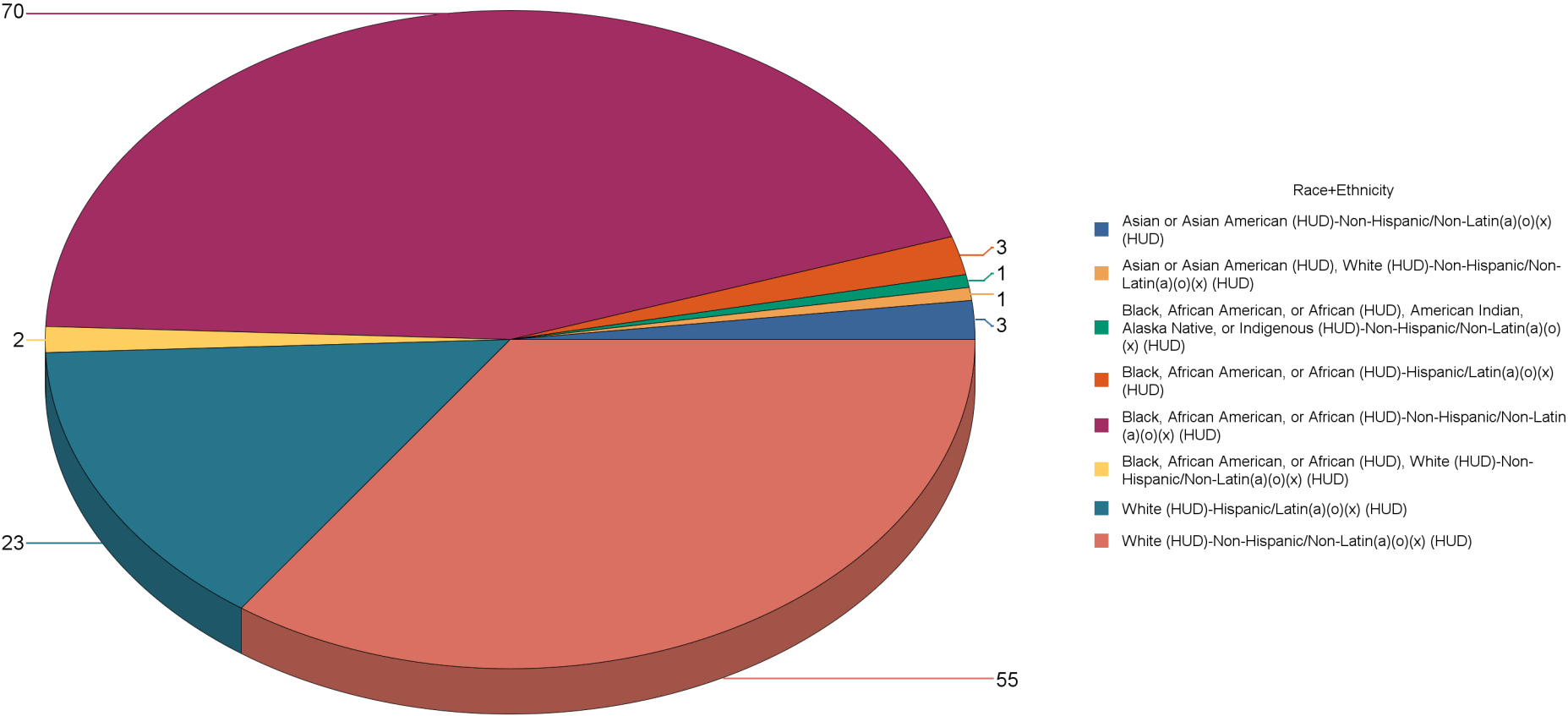
## Intervention by Race + Ethnicity

	PSH	%	RRH	%	No Housing Intervention	%	Missing	%	Total	%
American Indian, Alaska Native, or Indigenous (HUD)-Non-Hispanic/Non-Latin(a)(o)(x) (HUD)					1	1%			1	0%
Asian or Asian American (HUD)-Non-Hispanic/Non-Latin(a)(o)(x) (HUD)	2	1%	4	1%	2	2%			8	1%
Asian or Asian American (HUD), White (HUD)-Non-Hispanic/Non-Latin(a)(o)(x) (HUD)			1	0%					1	0%
Black, African American, or African (HUD), American Indian, Alaska Native, or Indigenous (HUD)-Non-Hispanic/Non-Latin(a)(o)(x) (HUD)			5	1%	1	1%			6	1%
Black, African American, or African (HUD), Asian or Asian American (HUD)-Non-Hispanic/Non-Latin(a)(o)(x) (HUD)			2	0%					2	0%
Black, African American, or African (HUD)-Hispanic/Latin(a)(o)(x) (HUD)	8	5%	13	3%	1	1%	1	3%	23	3%
Black, African American, or African (HUD)-Non-Hispanic/Non-Latin(a)(o)(x) (HUD)	58	38%	179	45%	42	48%	13	45%	292	44%
Black, African American, or African (HUD), White (HUD)-Non-Hispanic/Non-Latin(a)(o)(x) (HUD)	3	2%	6	1%					9	1%
White (HUD), American Indian, Alaska Native, or Indigenous (HUD)-Non-Hispanic/Non-Latin(a)(o)(x) (HUD)	2	1%							2	0%
White (HUD), Black, African American, or African (HUD)-Non-Hispanic/Non-Latin(a)(o)(x) (HUD)			1	0%					1	0%
White (HUD)-Hispanic/Latin(a)(o)(x) (HUD)	21	14%	62	15%	14	16%	4	14%	101	15%
White (HUD)-Non-Hispanic/Non-Latin(a)(o)(x) (HUD)	56	37%	121	30%	24	28%	9	31%	210	31%
Client refused (HUD), White (HUD)-Non-Hispanic/Non-Latin(a)(o)(x) (HUD)			1	0%					1	0%
White (HUD), White (HUD)-Non-Hispanic/Non-Latin(a)(o)(x) (HUD)	2	1%							2	0%
Black, African American, or African (HUD), Black, African American, or African (HUD)-Non-Hispanic/Non-Latin(a)(o)(x) (HUD)			2	0%					2	0%
Asian or Asian American (HUD), Asian or Asian American (HUD)-Non-Hispanic/Non-Latin(a)(o)(x) (HUD)			1	0%					1	0%
American Indian, Alaska Native, or Indigenous (HUD), White (HUD)-Hispanic/Latin(a)(o)(x) (HUD)	1	1%							1	0%
Client doesn't know (HUD)-Client doesn't know (HUD)							1	3%	1	0%

Intervention by Race + Ethnicity

	PSH	%	RRH	%	No Housing Intervention	%	Missing	%	Total	%
Data not collected (HUD)-Hispanic/Latin(a)(o)(x) (HUD)			1	0%					1	0%
Missing			2	0%	2	2%	1	3%	5	1%
	153	100%	401	100%	87	100%	29	100%	670	100%

# Permanently Housed by Race



\*\*\* Query Name:EE \*\*\*

EDA Provider DuPage CoC Coordinated Entry & Referral(7959)  
1st Day of Report: 2/1/2022 12:00:00 AM  
Last Day of Report +1 Day: 2/1/2023 12:00:00 AM

\*\*\* Query Name:Clients \*\*\*

EDA Provider DuPage CoC Coordinated Entry & Referral(7959)  
Enter effective date 2/1/2023 12:00:00 AM

\*\*\* Query Name:Outcome \*\*\*

EDA Provider DuPage CoC Coordinated Entry & Referral(7959)  
1st Day of Report: 2/1/2022 12:00:00 AM  
Last Day of Report +1 Day: 2/1/2023 12:00:00 AM

\*\*\* Query Name:Disability \*\*\*

EDA Provider DuPage CoC Coordinated Entry & Referral(7959)  
Last Day of Report +1 Day: 2/1/2023 12:00:00 AM

\*\*\* Query Name:Date \*\*\*

1st Day of Report: 2/1/2022 12:00:00 AM  
Last Day of Report +1 Day: 2/1/2023 12:00:00 AM

\*\*\* Query Name:Entry Date Limit \*\*\*

EDA Provider DuPage CoC Coordinated Entry & Referral(7959)  
Last Day of Report +1 Day: 2/1/2023 12:00:00 AM  
1st Day of Report: 2/1/2022 12:00:00 AM

\*\*\* Query Name:Exit Date Limit \*\*\*

EDA Provider DuPage CoC Coordinated Entry & Referral(7959)  
1st Day of Report: 2/1/2022 12:00:00 AM  
Last Day of Report +1 Day: 2/1/2023 12:00:00 AM

