

DuPage CoC Coordinated Entry Summary - 8/1/21 to 7/31/22

Active List	Household	Member
Total	210	335
# Adult Only	159	163
# Adult and Child	51	172
# Veterans	8	10
# Parenting Youth	7	19
# Unaccom. Youth	69	70
Chronic Homeless	33	46
#CH Adult Only	28	29
#CH Adult and Child	5	17
# CH Veterans	0	0
# CH Youth	4	8

Scoring	All Households		Active Households	
PSH (8/9+)	150	24%	47	22%
RRH (4-7/8)	384	62%	137	65%
RRH (4-5)	174	28%	63	30%
RRH (6-7/8)	211	34%	74	35%
No Intervention (0-3)	77	12%	21	10%
Missing	12	2%	6	3%

CM Agrees	All Households		Active Households	
Yes	418	67%	123	58%
No	182	29%	78	37%
Missing	23	4%	10	5%

List Activity	All	Active
Total Entries	621	210
New Entries	425	183
Total Exits	418	NA

Transfers	All Households		Active Households	
Permanent Supportive Housing	1	100%	1	100%

Domestic Violence	All	Active
Fleeing DV	101	40

Length of Time	All	Active
Mean Days on List	239	242
Median Days on List	164	162
Max Days on List	2271	2271
Mean Days Homeless	515	519
Median Days Homeless	306	340
Max Days Homeless	5695	2928

Gender	HoH Count
Female	304
Male	289
Female, Transgender	3
Male, Transgender	3
A gender other than singularly female or male (e.g., non-binary, genderfluid, agender, culturally specific gender)	12
Transgender	7
Missing	4

Disability	HoH Count
Yes (HUD)	339
No (HUD)	265
Client doesn't know (HUD)	4
Data not collected (HUD)	1
Missing	16

Race	HoH Count
American Indian, Alaska Native, or Indigenous (HUD)	3
American Indian, Alaska Native, or Indigenous (HUD), White (HUD)	1
Asian or Asian American (HUD)	11
Asian or Asian American (HUD), White (HUD)	1
Black, African American, or African (HUD)	268
Black, African American, or African (HUD), American Indian, Alaska Native, or Indigenous (HUD)	4
Black, African American, or African (HUD), Asian or Asian American (HUD)	1
Black, African American, or African (HUD), White (HUD)	9
Native Hawaiian or Pacific Islander (HUD)	1
White (HUD)	301
White (HUD), Black, African American, or African (HUD)	1
White (HUD), Data not collected (HUD)	1
Data not collected (HUD), Client refused (HUD)	1
Data not collected (HUD)	1
White (HUD), White (HUD)	2
Black, African American, or African (HUD), Black, African American, or African (HUD)	4
Asian or Asian American (HUD), Asian or Asian American (HUD)	1
Missing	11

Ethnicity	HoH Count
Non-Hispanic/Non-Latin(a)(o)(x) (HUD)	499
Hispanic/Latin(a)(o)(x) (HUD)	110
Data not collected (HUD)	2
Missing	11

Referral Summary - 8/1/21 to 7/31/22

Active Households	Referrals
Active Referrals	27
Returned Referrals	89

If not housed, why?	All	Active
Client not eligible	38%	30%
Program Declined	27%	36%
Client cannot be located	20%	18%
Client Declined	9%	6%
No Vacancy	7%	10%

#HHs where exit dest. not assessed or referral returned 'Client can't be located'	# Referrals Returned due to no contact	# HHs where a referral returned due to no contact
155	58	55

Referrals by Age & Intervention	PSH	RRH	No Housing Intervention	Total
18 - 24	9	35	1	45
25 - 59	43	107	7	157
60 - 80	11	26	4	41
Total	63	167	12	242

Outcome of Referral	All	Active
Returned to list	270	87
Housed by program	57	0
Removed from list, not participating in program	31	2

If Declined/Ineligible	All	Active
Client could not be located	13%	12%
Missing	10%	9%
No income	9%	13%
Housed	8%	1%
Services do not meet client's required level of care	8%	10%
Other, explain below	7%	12%
Obtained other housing intervention	7%	0%
Missing documentation (other)	6%	9%
No Vacancy	6%	6%
Missing documentation (disability)	5%	9%
Missing documentation (homeless time)	4%	1%
Household type not eligible	4%	3%
Client does not want to work with this program	3%	6%
Left Service Area	2%	0%
Unable to locate a unit	2%	1%
Over-income	1%	1%
Banned from agency	1%	0%
Previous client	1%	2%
Client does not want this unit	1%	1%
Criminal History - landlord/unit restriction	0%	1%
Wrong size unit for household	0%	1%
No disabling condition	0%	0%
No driver's license/access to transportation	0%	0%

Referral Summary - 8/1/21 to 7/31/22

If Other, Explain (Returned Referral)

All household members are required to be US Citizens for TBRA.

client couldn't provide documents for us to verify eligibility

client didn't provide documents needed for PSH in time

client didn't provide information needed for PSH.

Client discharged for stealing from ES landlord; can't locate

client doesn't have the paperwork to qualify for PSH.

Client is not literally homeless nor living in DuPage County.

Client needs a score adjustments and is need of PHS not TH.

client never called back writer

client received voucher and wanted to that route.

client want's to use the voucher and doesn't want PSH at this time.

Client wants to use Voucher, has unit lined up August 1st. confirmed with Inger from Cc

client was given a deadline to call us back but missed it.

client wasn't able to provide any documentation for housing.

client wasn't able to provide documents for PSH.

Deceased

Does not meet military service requirement for VA RRH

Learned that client was in jail

Previous omission to PSH, returned because need higher level of care

SA Emailed provider for an updated, but is moving to return referral to allow reassignment.

wasn't able to get a hold of client and client never reached back out to writer, spot was filled

Unaccompanied/ Parenting Youth Households	All Households	Households Active on List
PSH	45	20
RRH	137	49
No Housing Intervention	24	6
Missing	1	1
Sum:	207	76

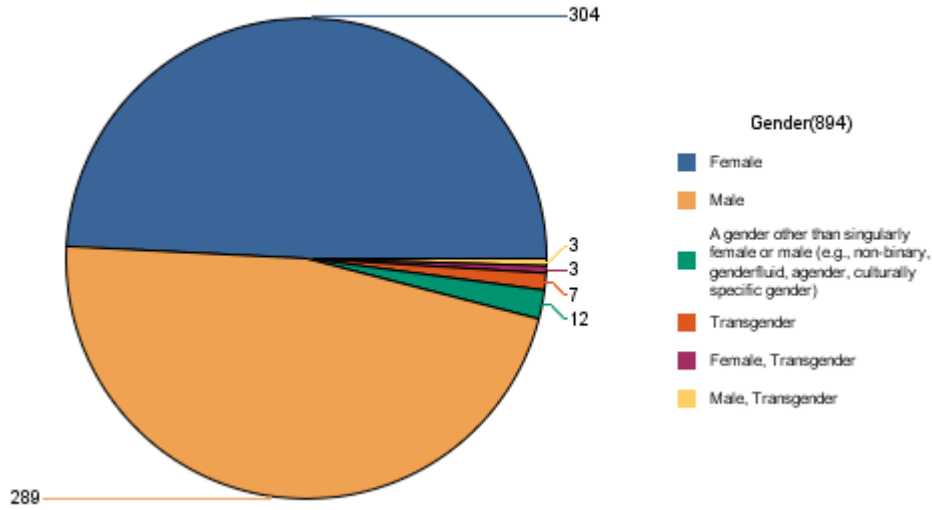
Veteran Households	All Households	Households Active on List
PSH	3	0
RRH	13	1
No Housing Intervention	10	3
Missing	6	4
Sum:	32	8

Adult Only Households	All Households	Households Active on List
PSH	120	35
RRH	286	100
No Housing Intervention	68	19
Missing	12	6
Sum:	486	160

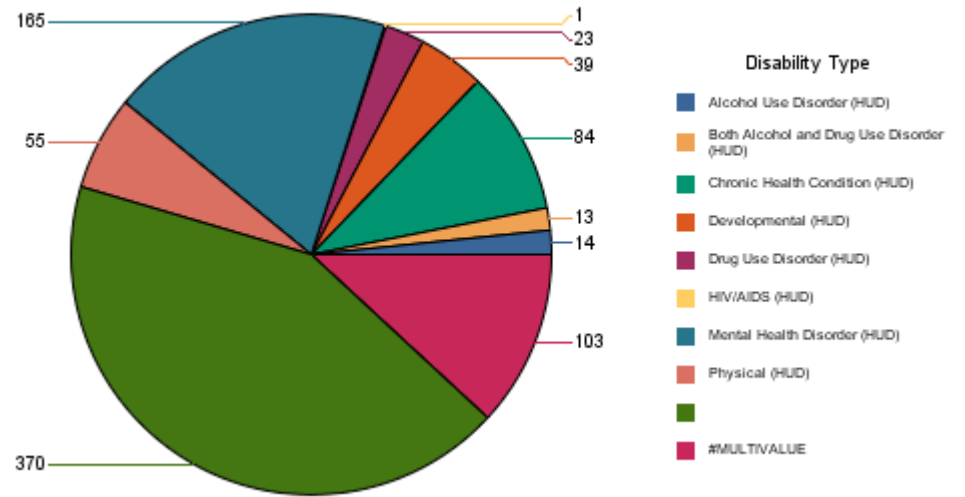
Adult Child Households	All Households	Households Active on List
PSH	30	12
RRH	98	37
No Housing Intervention	9	2
Sum:	137	51

Chronic Households	All Households	Households Active on List
PSH	55	10
RRH	68	22
No Housing Intervention	8	1
Sum:	131	33

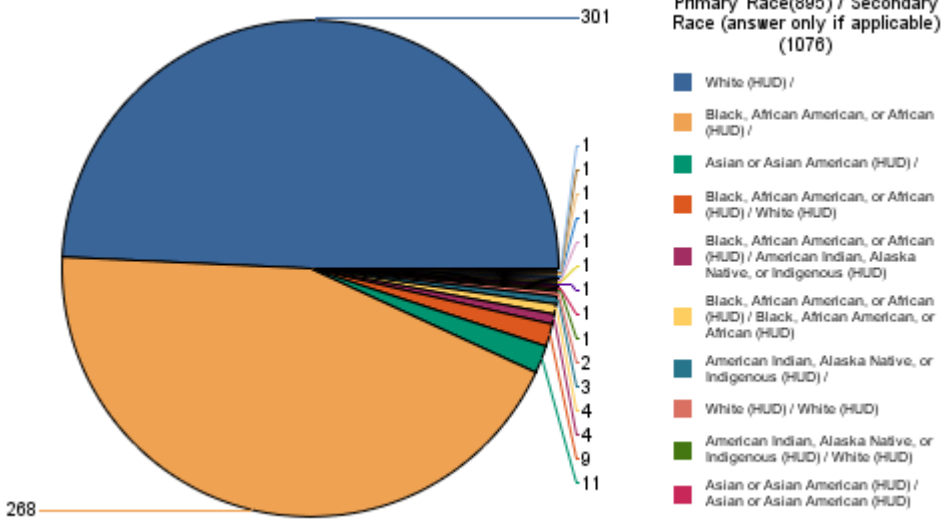
Gender of HoH



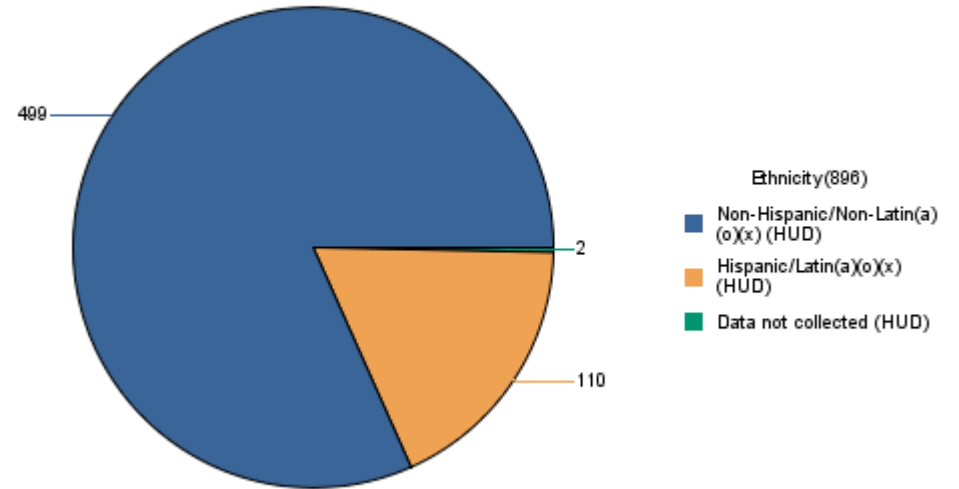
Disability



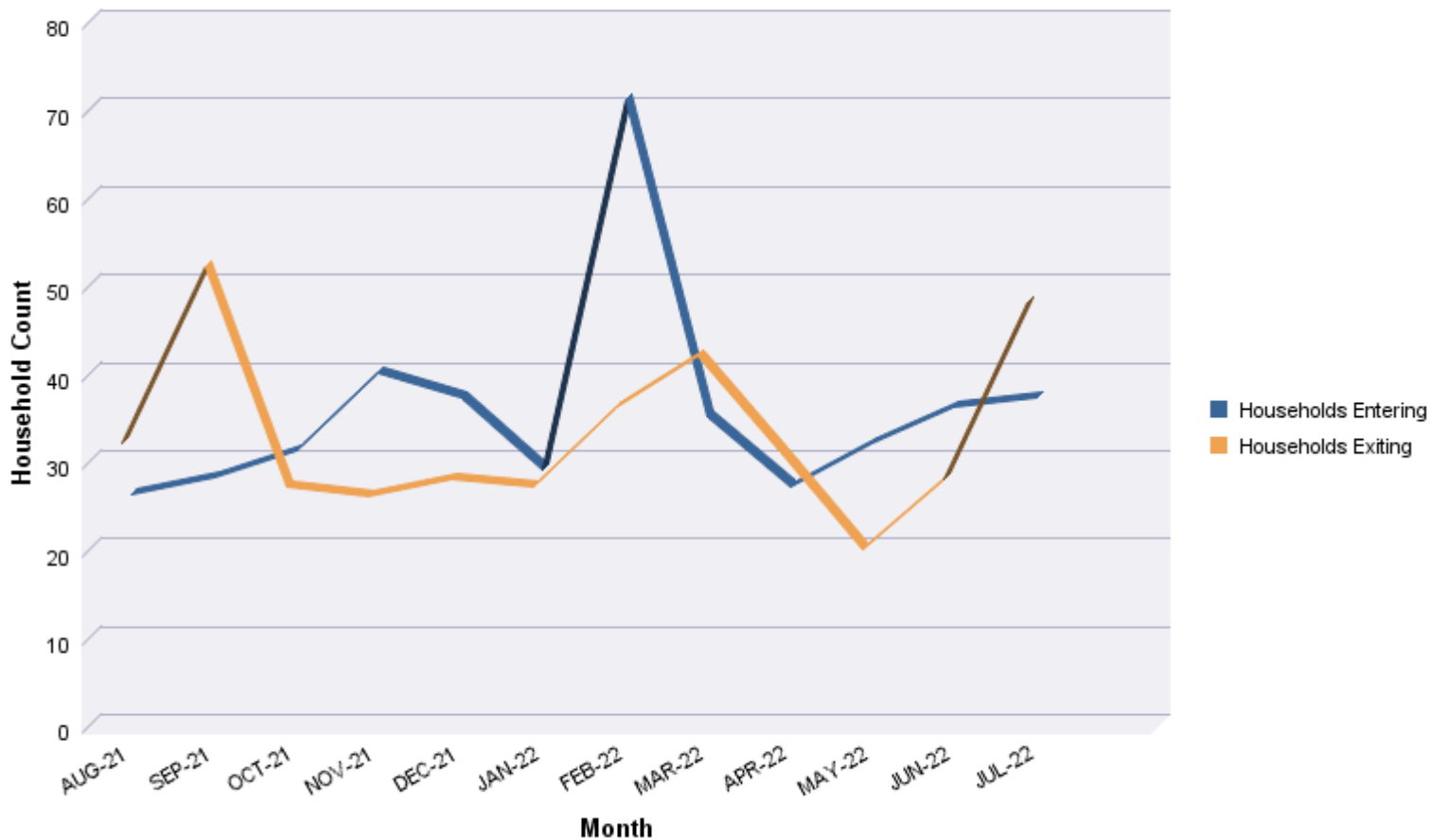
Primary Race(895) / Secondary Race (answer only if applicable) (1076)



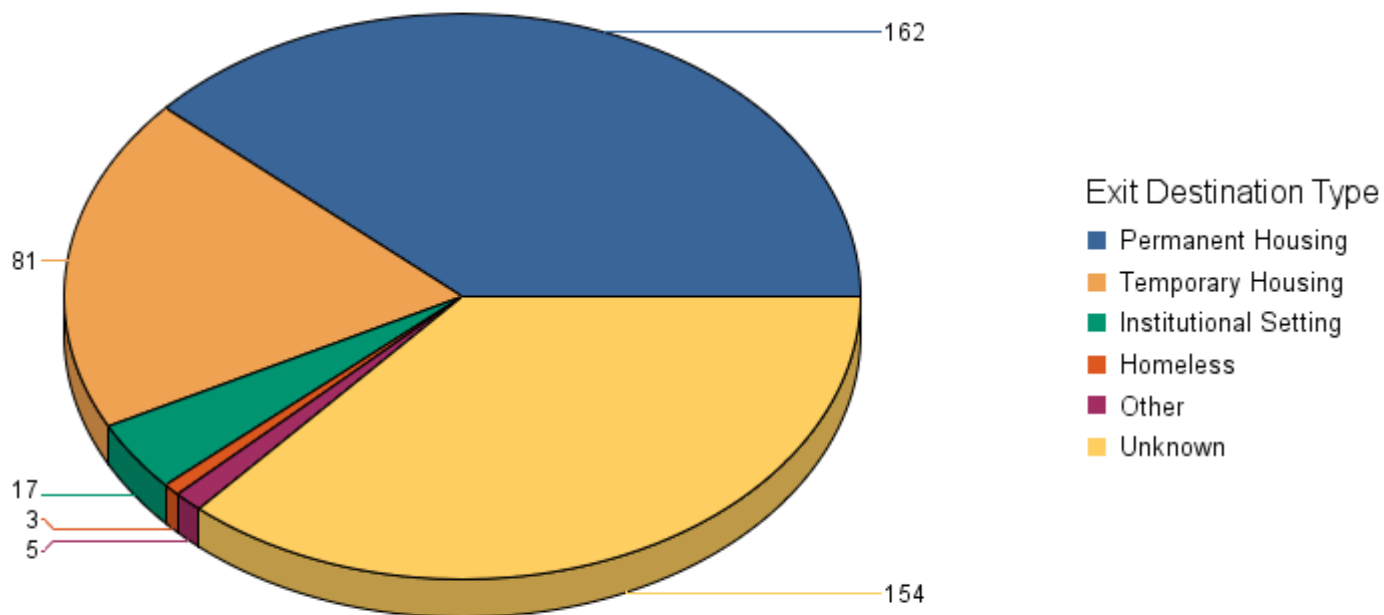
Ethnicity (HoH)



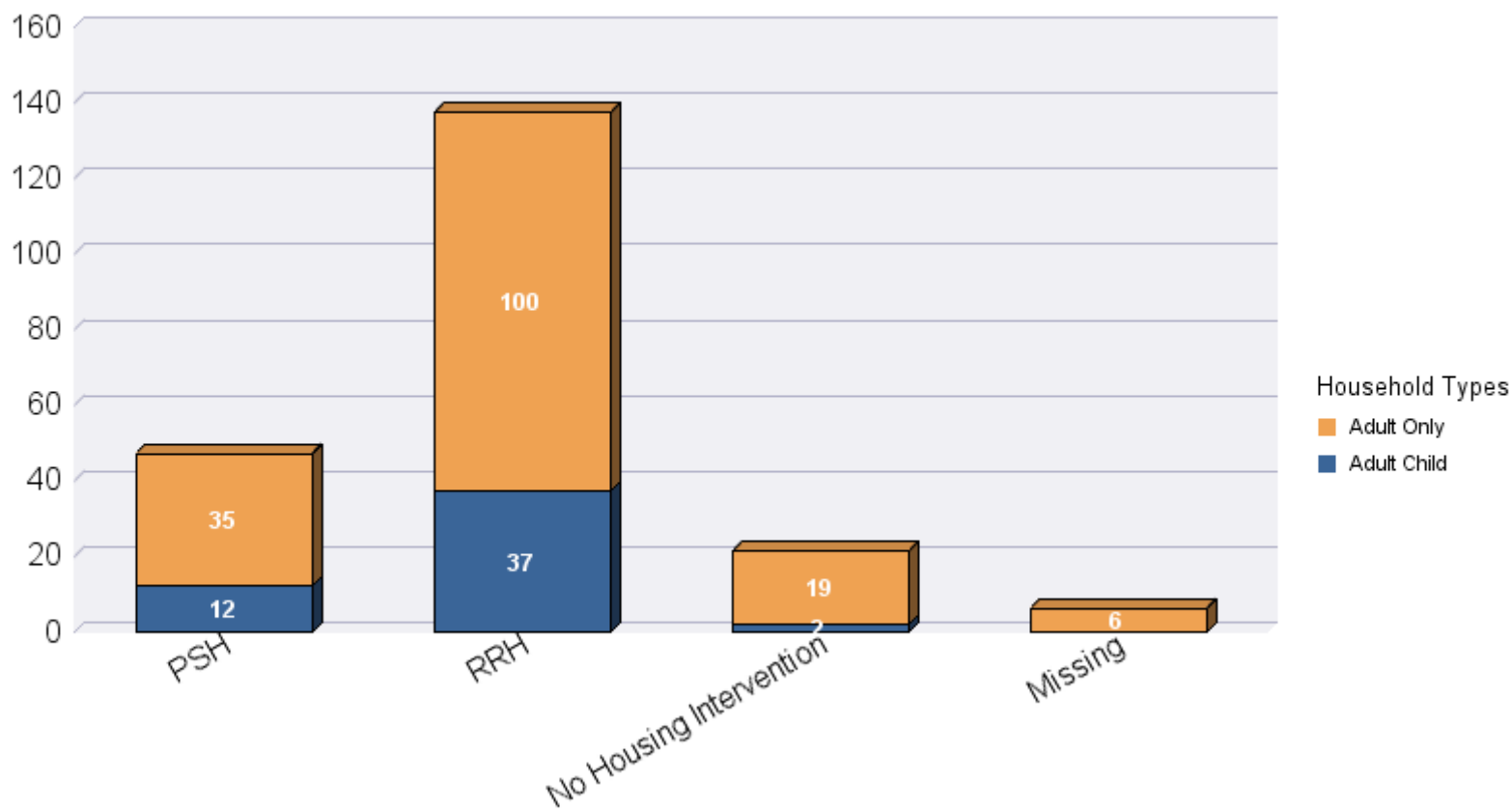
Households Entering and Exiting Coordinated Entry by Month



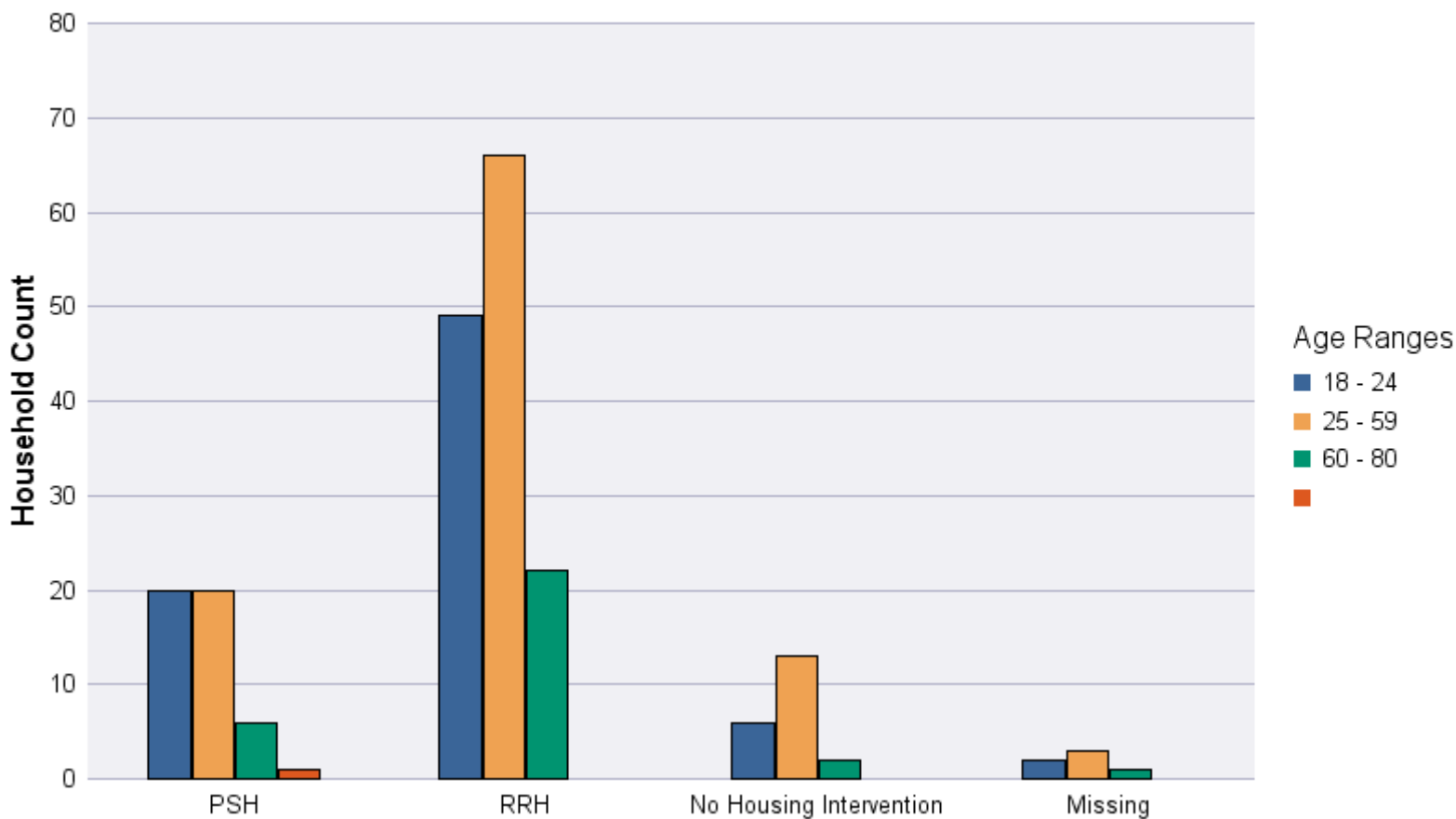
Exit Destinations by Household



Intervention Recommended for All Active Households



Housing Intervention by Active Head of Household Age Range



Intervention by Race

	PSH	RRH	No Housing Intervention	Missing	Total
American Indian, Alaska Native, or Indigenous (HUD)		2	1		3
American Indian, Alaska Native, or Indigenous (HUD), White (HUD)	1				1
Asian or Asian American (HUD)	1	7	3		11
Asian or Asian American (HUD), White (HUD)		1			1
Black, African American, or African (HUD)	57	174	36	1	268
Black, African American, or African (HUD), American Indian, Alaska Native, or Indigenous (HUD)		4			4
Black, African American, or African (HUD), Asian or Asian American (HUD)		1			1
Black, African American, or African (HUD), White (HUD)	4	5			9
Native Hawaiian or Pacific Islander (HUD)	1				1
White (HUD)	78	181	32	10	301
White (HUD), Black, African American, or African (HUD)		1			1
White (HUD), Data not collected (HUD)	1				1
Data not collected (HUD), Client refused (HUD)				1	1
Data not collected (HUD)		1			1
White (HUD), White (HUD)	1		1		2
Black, African American, or African (HUD), Black, African American, or African (HUD)		4			4
Asian or Asian American (HUD), Asian or Asian American (HUD)		1			1
Missing	5	3	3		11
	149	385	76	12	622

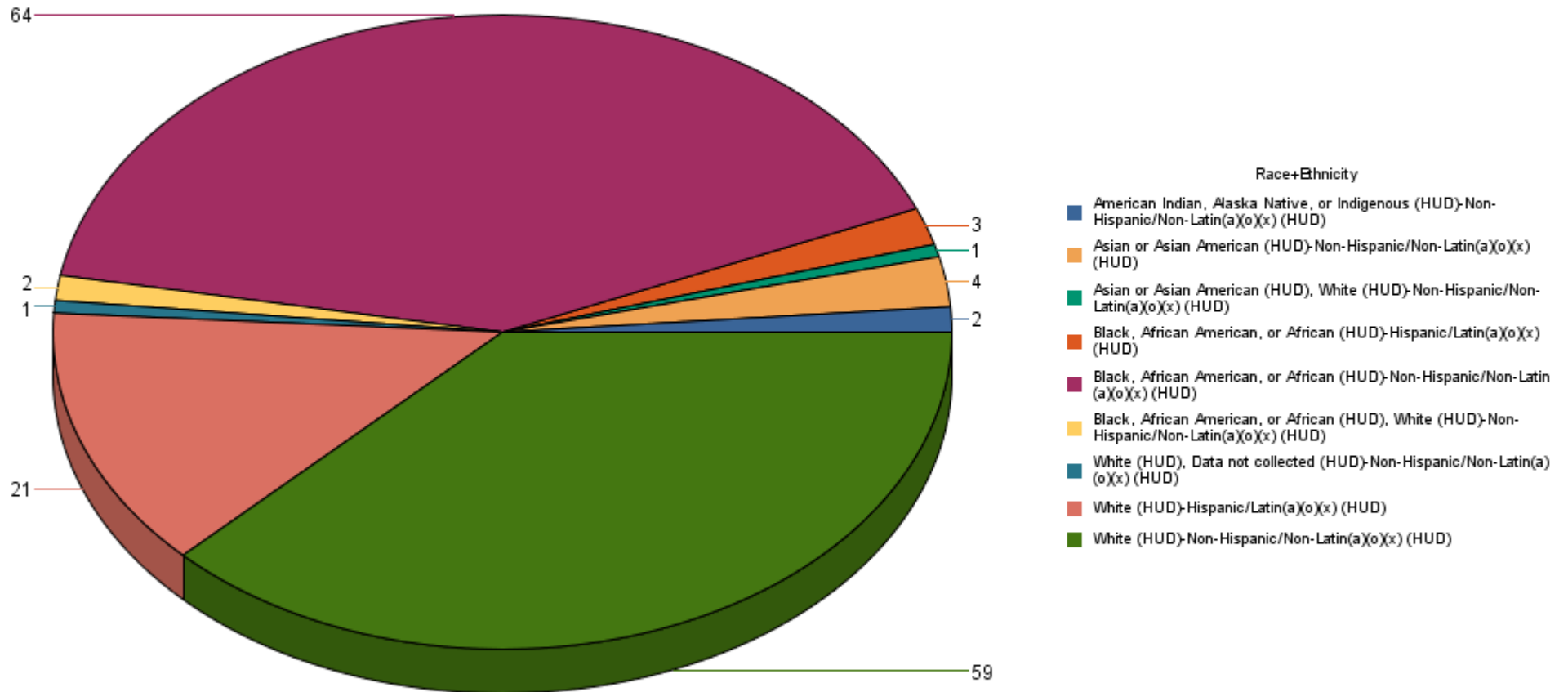
Intervention by Ethnicity

	PSH	RRH	No Housing Intervention	Missing	Total
Non-Hispanic/Non-Latin(a)(o)(x) (HUD)	121	312	60	6	499
Hispanic/Latin(a)(o)(x) (HUD)	23	69	13	5	110
Data not collected (HUD)		1		1	2
Missing	5	3	3		11
	149	385	76	12	622

Intervention by Race + Ethnicity

	PSH	%	RRH	%	No Housing Intervention	%	Missing	%	Total	%
Black, African American, or African (HUD), Black, African American, or African (HUD)-Non-Hispanic/Non-Latin(a)(o)(x) (HUD)			4	1%					4	1%
Asian or Asian American (HUD), Asian or Asian American (HUD)-Non-Hispanic/Non-Latin(a)(o)(x) (HUD)			1	0%					1	0%
American Indian, Alaska Native, or Indigenous (HUD), White (HUD)-Hispanic/Latin(a)(o)(x) (HUD)	1	1%							1	0%
White (HUD), White (HUD)-Hispanic/Latin(a)(o)(x) (HUD)					1	1%			1	0%
Missing	5	3%	3	1%	3	4%			11	2%
	149	100%	385	100%	76	100%	12	100%	622	100%

Permanently Housed by Race



*** Query Name:EE ***

EDA Provider DuPage CoC Coordinated Entry & Referral(7959)
1st Day of Report: 8/1/2021 12:00:00 AM
Last Day of Report +1 Day: 8/1/2022 12:00:00 AM

*** Query Name:Clients ***

EDA Provider DuPage CoC Coordinated Entry & Referral(7959)
Enter effective date 8/1/2022 12:00:00 AM

*** Query Name:Outcome ***

EDA Provider DuPage CoC Coordinated Entry & Referral(7959)
1st Day of Report: 8/1/2021 12:00:00 AM
Last Day of Report +1 Day: 8/1/2022 12:00:00 AM

*** Query Name:Disability ***

EDA Provider DuPage CoC Coordinated Entry & Referral(7959)
Last Day of Report +1 Day: 8/1/2022 12:00:00 AM

*** Query Name:Date ***

1st Day of Report: 8/1/2021 12:00:00 AM
Last Day of Report +1 Day: 8/1/2022 12:00:00 AM

*** Query Name:Entry Date Limit ***

EDA Provider DuPage CoC Coordinated Entry & Referral(7959)
Last Day of Report +1 Day: 8/1/2022 12:00:00 AM
1st Day of Report: 8/1/2021 12:00:00 AM

*** Query Name:Exit Date Limit ***

EDA Provider DuPage CoC Coordinated Entry & Referral(7959)
1st Day of Report: 8/1/2021 12:00:00 AM
Last Day of Report +1 Day: 8/1/2022 12:00:00 AM

