

DuPage CoC Coordinated Entry Summary - 5/1/21 to 5/31/22

Active List	Household	Member
Total	213	354
# Adult Only	160	166
# Adult and Child	53	188
# Veterans	8	12
# Parenting Youth	6	19
# Unaccom. Youth	62	62
Chronic Homeless	33	38
#CH Adult Only	30	30
#CH Adult and Child	3	8
# CH Veterans	0	0
# CH Youth	2	2

Scoring	All Households		Active Households	
PSH (8/9+)	154	25%	45	21%
RRH (4-7/8)	376	61%	145	68%
RRH (4-5)	171	28%	63	30%
RRH (6-7/8)	206	33%	82	38%
No Intervention (0-3)	81	13%	19	9%
Missing	11	2%	4	2%

CM Agrees	All Households		Active Households	
Yes	430	69%	142	67%
No	174	28%	66	31%
Missing	18	3%	5	2%

List Activity	All	Active
Total Entries	621	213
New Entries	414	187
Total Exits	414	NA

Domestic Violence	All	Active
Fleeing DV	93	32

Length of Time	All	Active
Mean Days on List	244	226
Median Days on List	146	116
Max Days on List	2210	2210
Mean Days Homeless	527	537
Median Days Homeless	313	308
Max Days Homeless	5695	4260

Gender	HoH Count
Female	299
Male	296
Female, Transgender	3
Male, Transgender	4
A gender other than singularly female or male (e.g., non-binary, genderfluid, agender, culturally specific gender)	7
Transgender	5
Missing	6

Disability	HoH Count
Yes (HUD)	335
No (HUD)	256
Client doesn't know (HUD)	4
Data not collected (HUD)	2
Missing	29

Race	HoH Count
American Indian, Alaska Native, or Indigenous (HUD)	3
Asian or Asian American (HUD)	12
Asian or Asian American (HUD), White (HUD)	1
Black, African American, or African (HUD)	264
Black, African American, or African (HUD), American Indian, Alaska Native, or Indigenous (HUD)	5
Black, African American, or African (HUD), Asian or Asian American (HUD)	1
Black, African American, or African (HUD), White (HUD)	13
Native Hawaiian or Pacific Islander (HUD)	1
White (HUD)	299
White (HUD), American Indian, Alaska Native, or Indigenous (HUD)	1
White (HUD), Black, African American, or African (HUD)	2
White (HUD), Data not collected (HUD)	1
Client doesn't know (HUD)	1
Data not collected (HUD)	1
White (HUD), White (HUD)	1
Black, African American, or African (HUD), Black, African American, or African (HUD)	1
Asian or Asian American (HUD), Asian or Asian American (HUD)	1
Missing	12

Ethnicity	HoH Count
Non-Hispanic/Non-Latin(a)(o)(x) (HUD)	506
Hispanic/Latin(a)(o)(x) (HUD)	101
Data not collected (HUD)	1
Missing	12

Referral Summary - 5/1/21 to 5/31/22

Active Households	Referrals
Active Referrals	53
Returned Referrals	104

If not housed, why?	All	Active
Client not eligible	34%	35%
Program Declined	28%	33%
Client cannot be located	20%	18%
Client Declined	13%	7%
No Vacancy	6%	8%

#HHs where exit dest. not assessed or referral returned 'Client can't be located'	# Referrals Returned due to no contact	# HHs where a referral returned due to no contact
157	61	57

Referrals by Age & Intervention	PSH	RRH	No Housing Intervention	Total
18 - 24	8	35	1	44
25 - 59	43	117	7	167
60 - 80	12	24	4	40
	1	1		2
Total	64	176	12	252

Outcome of Referral	All	Active
Returned to list	277	103
Housed by program	59	0
Removed from list, not participating in program	31	1

If Declined/Ineligible	All	Active
Client could not be located	12%	12%
Missing	12%	11%
No income	9%	14%
Services do not meet client's required level of care	9%	12%
Client does not want to work with this program	7%	5%
No Vacancy	7%	6%
Obtained other housing intervention	7%	3%
Housed	7%	0%
Other, explain below	5%	9%
Household type not eligible	5%	4%
Missing documentation (other)	4%	7%
Missing documentation (disability)	4%	6%
Missing documentation (homeless time)	4%	5%
Left Service Area	2%	1%
Unable to locate a unit	2%	1%
Over-income	1%	2%
Banned from agency	1%	0%
Previous client	1%	2%
Client does not want this unit	1%	1%
Criminal History - program restriction	1%	0%
Criminal History - landlord/unit restriction	0%	1%
No disabling condition	0%	1%
No driver's license/access to transportation	0%	0%

Referral Summary - 5/1/21 to 5/31/22

If Other, Explain (Returned Referral)
All household members are required to be US Citizens for TBRA.
client didn't provide documents needed for PSH in time
client doesn't have the paperwork to qualify for PSH.
Client is not literally homeless nor living in DuPage County.
Client needs a score adjustments and is need of PHS not TH.
client never called back writer
client received voucher and wanted to that route.
client was given a deadline to call us back but missed it.
client wasn't able to provide any documentation for housing.
client wasn't able to provide documents for PSH.
Deceased
Does not meet military service requirement for VA RRH
Learned that client was in jail
Previous omission to PSH, returned because need higher level of care
SA Emailed provider for an updated, but is moving to return referral to allow reassignment.
wasn't able to get a hold of client and client never reached back out to writer

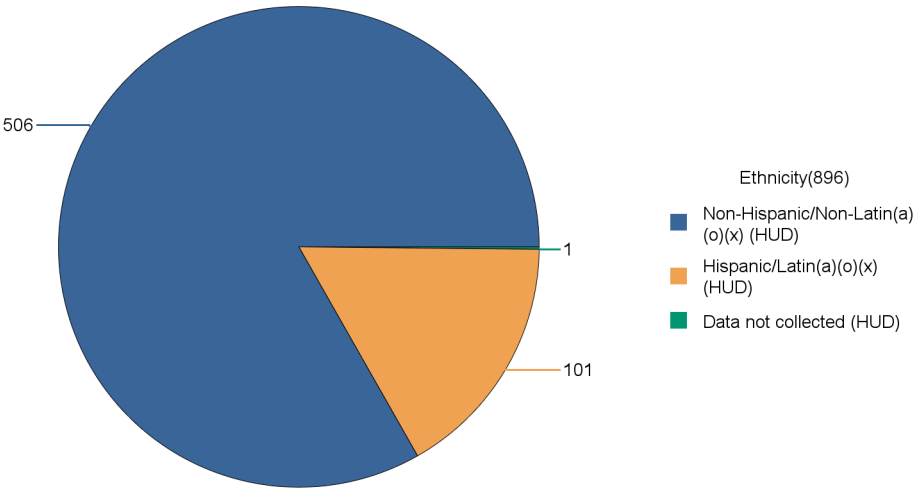
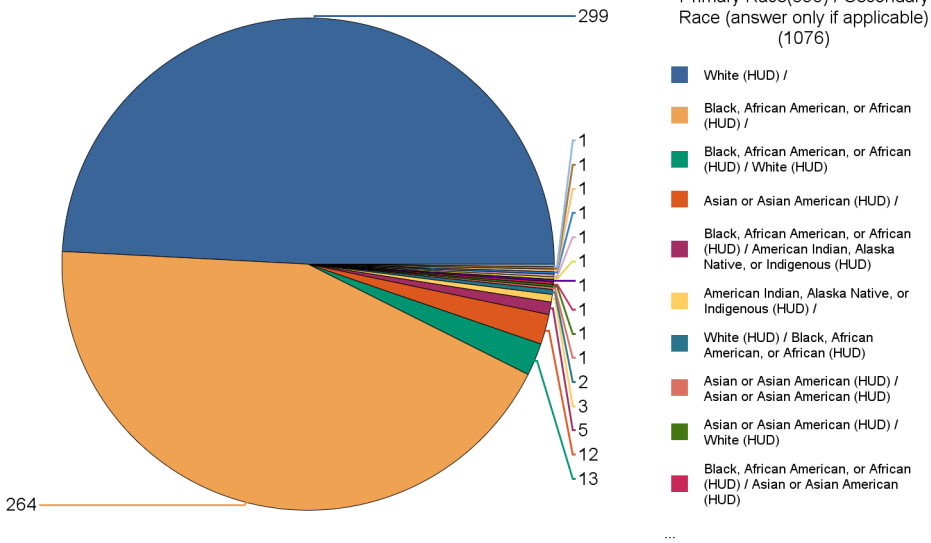
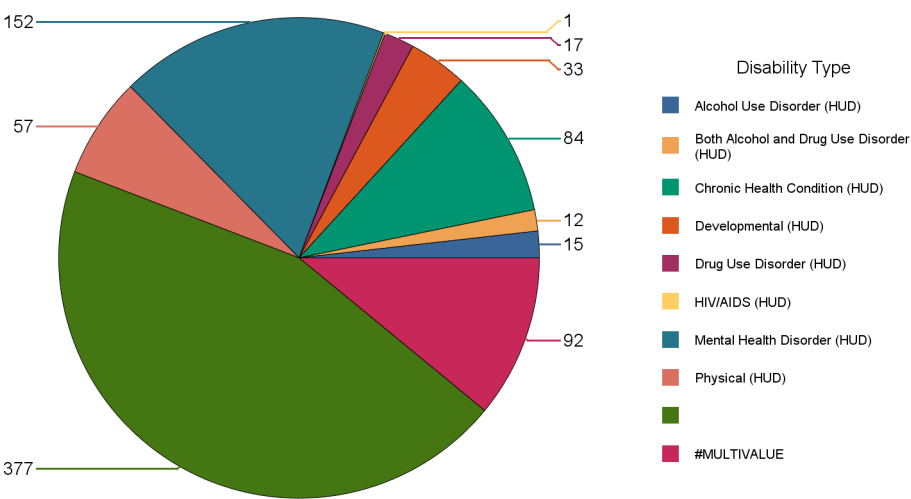
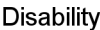
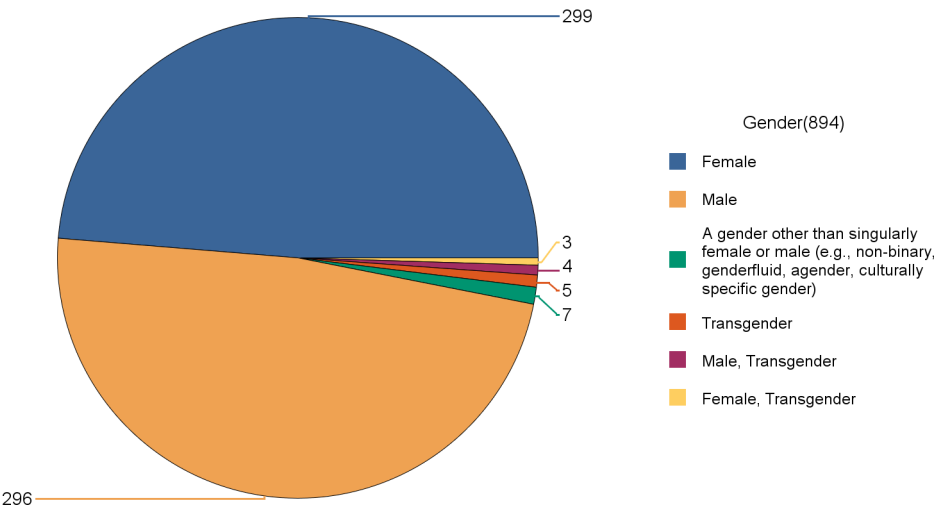
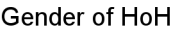
Unaccompanied/ Parenting Youth Households	All Households	Households Active on List
PSH	39	12
RRH	125	51
No Housing Intervention	25	4
Missing	2	1
Sum:	191	68

Veteran Households	All Households	Households Active on List
PSH	4	0
RRH	16	3
No Housing Intervention	10	3
Missing	4	2
Sum:	34	8

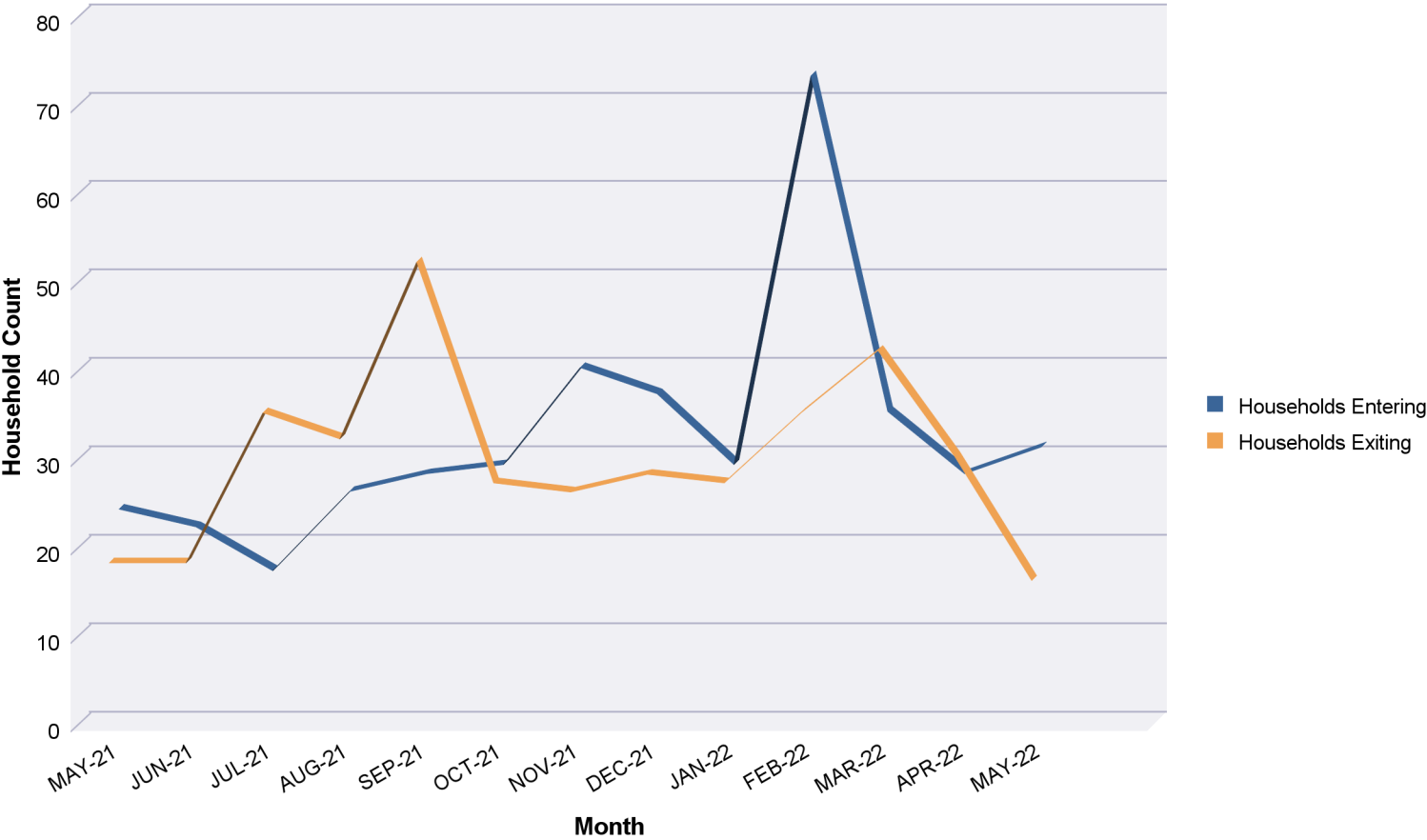
Adult Only Households	All Households	Households Active on List
PSH	122	31
RRH	284	111
No Housing Intervention	68	15
Missing	10	3
Sum:	484	160

Adult Child Households	All Households	Households Active on List
PSH	32	14
RRH	92	34
No Housing Intervention	13	4
Missing	1	1
Sum:	138	53

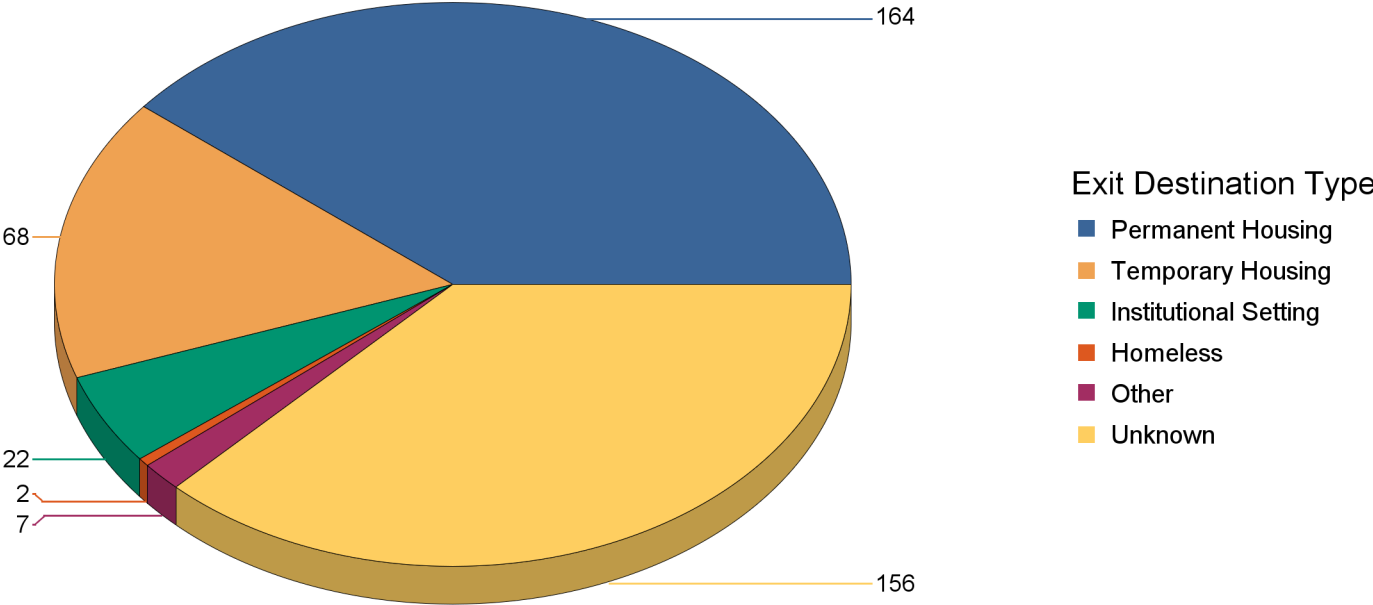
Chronic Households	All Households	Households Active on List
PSH	64	13
RRH	66	20
No Housing Intervention	8	0
Sum:	138	33



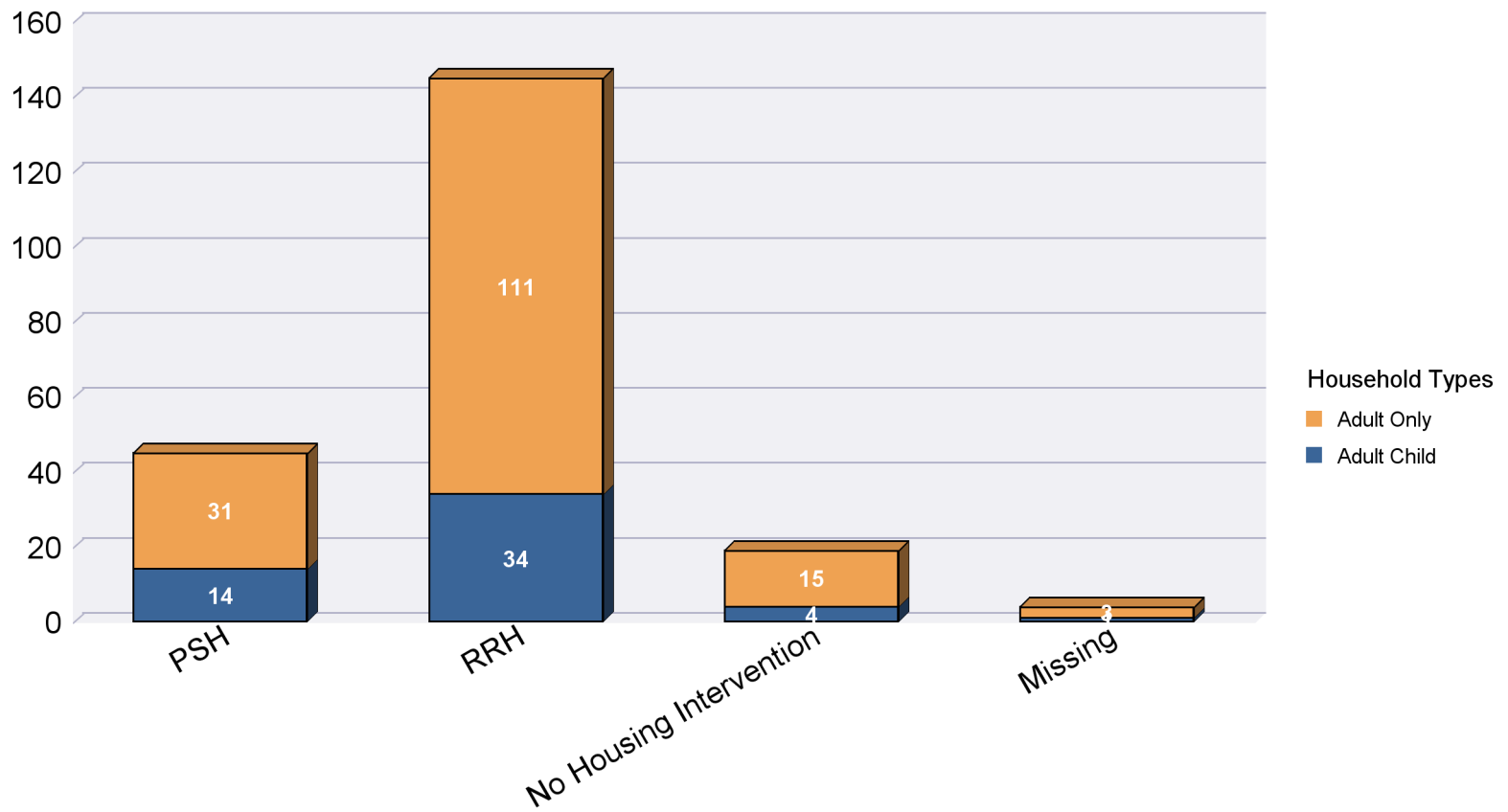
Households Entering and Exiting Coordinated Entry by Month



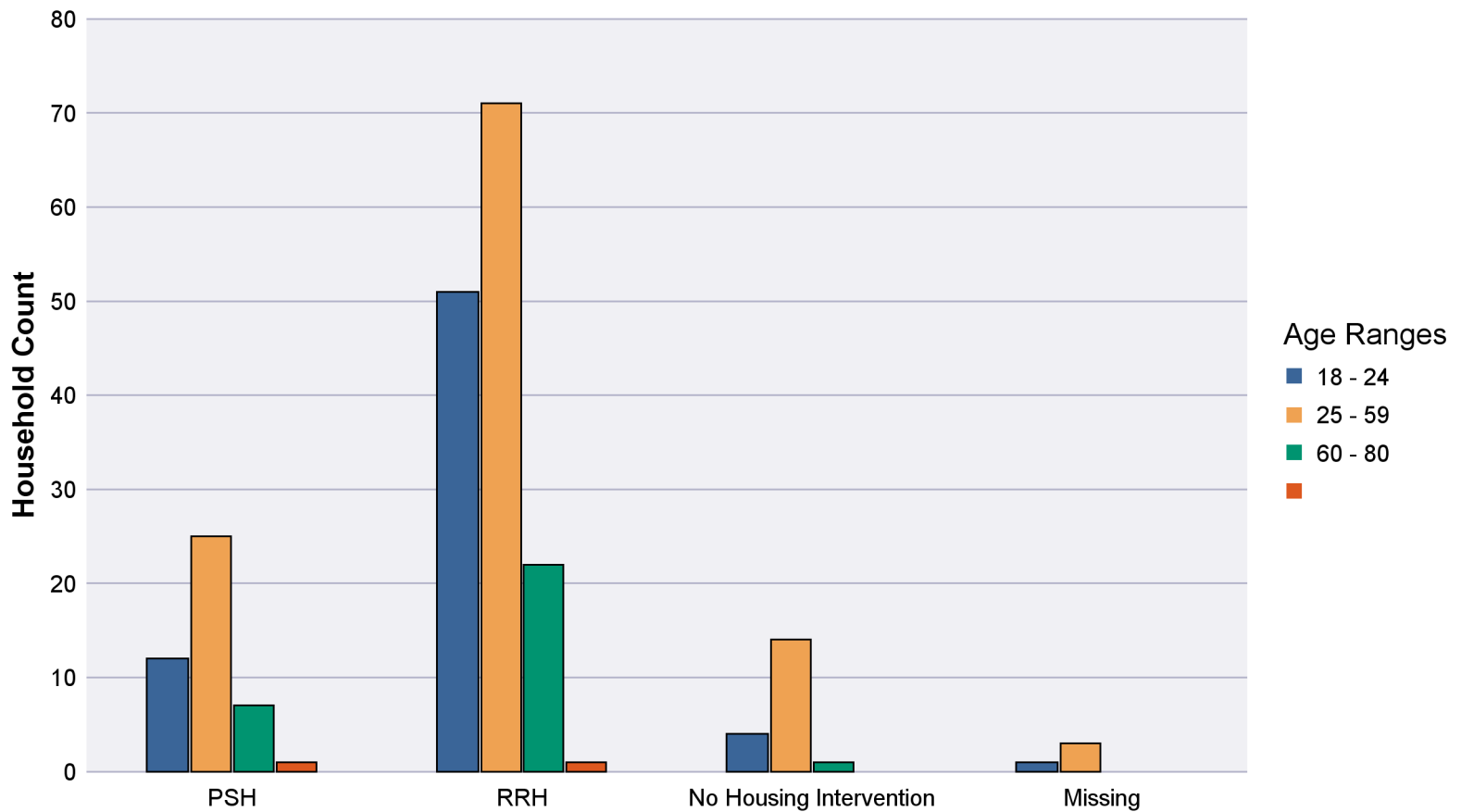
Exit Destinations by Household



Intervention Recommended for All Active Households



Housing Intervention by Active Head of Household Age Range



Intervention by Race

	PSH	RRH	No Housing Intervention	Missing	Total
American Indian, Alaska Native, or Indigenous (HUD)		2	1		3
Asian or Asian American (HUD)	1	7	4		12
Asian or Asian American (HUD), White (HUD)		1			1
Black, African American, or African (HUD)	52	166	44	2	264
Black, African American, or African (HUD), American Indian, Alaska Native, or Indigenous (HUD)	1	4			5
Black, African American, or African (HUD), Asian or Asian American (HUD)		1			1
Black, African American, or African (HUD), White (HUD)	7	6			13
Native Hawaiian or Pacific Islander (HUD)	1				1
White (HUD)	80	180	31	8	299
White (HUD), American Indian, Alaska Native, or Indigenous (HUD)				1	1
White (HUD), Black, African American, or African (HUD)		2			2
White (HUD), Data not collected (HUD)	1				1
Client doesn't know (HUD)		1			1
Data not collected (HUD)		1			1
White (HUD), White (HUD)	1				1
Black, African American, or African (HUD), Black, African American, or African (HUD)		1			1
Asian or Asian American (HUD), Asian or Asian American (HUD)		1			1
Missing	7	3	2		12
	151	376	82	11	620

Intervention by Ethnicity

	PSH	RRH	No Housing Intervention	Missing	Total
Non-Hispanic/Non-Latin(a)(o)(x) (HUD)	125	304	69	8	506
Hispanic/Latin(a)(o)(x) (HUD)	19	68	11	3	101
Data not collected (HUD)		1			1
Missing	7	3	2		12
	151	376	82	11	620

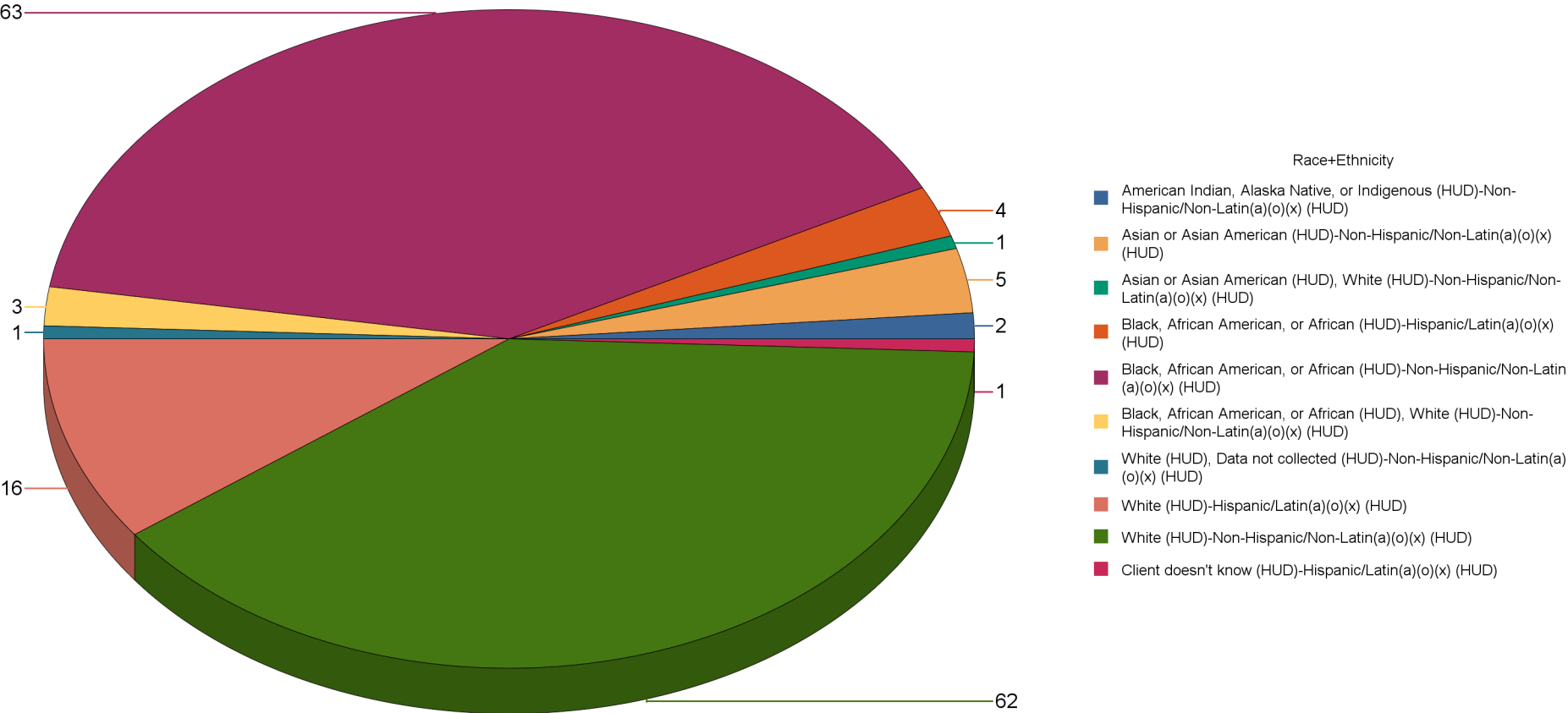
Intervention by Race + Ethnicity

	PSH	%	RRH	%	No Housing Intervention	%	Missing	%	Total	%
American Indian, Alaska Native, or Indigenous (HUD)-Non-Hispanic/Non-Latin(a)(o)(x) (HUD)			2	1%	1	1%			3	0%
Asian or Asian American (HUD)-Hispanic/Latin(a)(o)(x) (HUD)					1	1%			1	0%
Asian or Asian American (HUD)-Non-Hispanic/Non-Latin(a)(o)(x) (HUD)	1	1%	7	2%	3	4%			11	2%
Asian or Asian American (HUD), White (HUD)-Non-Hispanic/Non-Latin(a)(o)(x) (HUD)			1	0%					1	0%
Black, African American, or African (HUD), American Indian, Alaska Native, or Indigenous (HUD)-Hispanic/Latin(a)(o)(x) (HUD)			2	1%					2	0%
Black, African American, or African (HUD), American Indian, Alaska Native, or Indigenous (HUD)-Non-Hispanic/Non-Latin(a)(o)(x) (HUD)	1	1%	2	1%					3	0%
Black, African American, or African (HUD), Asian or Asian American (HUD)-Non-Hispanic/Non-Latin(a)(o)(x) (HUD)			1	0%					1	0%
Black, African American, or African (HUD)-Hispanic/Latin(a)(o)(x) (HUD)	2	1%	10	3%	1	1%			13	2%
Black, African American, or African (HUD)-Non-Hispanic/Non-Latin(a)(o)(x) (HUD)	50	33%	156	41%	43	52%	2	18%	251	40%
Black, African American, or African (HUD), White (HUD)-Hispanic/Latin(a)(o)(x) (HUD)	1	1%							1	0%
Black, African American, or African (HUD), White (HUD)-Non-Hispanic/Non-Latin(a)(o)(x) (HUD)	6	4%	6	2%					12	2%
Native Hawaiian or Pacific Islander (HUD)-Non-Hispanic/Non-Latin(a)(o)(x) (HUD)	1	1%							1	0%
White (HUD), American Indian, Alaska Native, or Indigenous (HUD)-Non-Hispanic/Non-Latin(a)(o)(x) (HUD)							1	9%	1	0%
White (HUD), Black, African American, or African (HUD)-Non-Hispanic/Non-Latin(a)(o)(x) (HUD)			2	1%					2	0%
White (HUD), Data not collected (HUD)-Non-Hispanic/Non-Latin(a)(o)(x) (HUD)	1	1%							1	0%
White (HUD)-Hispanic/Latin(a)(o)(x) (HUD)	16	11%	55	15%	9	11%	3	27%	83	13%
White (HUD)-Non-Hispanic/Non-Latin(a)(o)(x) (HUD)	64	42%	125	33%	22	27%	5	45%	216	35%
Client doesn't know (HUD)-Hispanic/Latin(a)(o)(x) (HUD)			1	0%					1	0%

Intervention by Race + Ethnicity

	PSH	%	RRH	%	No Housing Intervention	%	Missing	%	Total	%
Data not collected (HUD)-Data not collected (HUD)			1	0%					1	0%
White (HUD), White (HUD)-Non-Hispanic/Non-Latin(a)(o)(x) (HUD)	1	1%							1	0%
Black, African American, or African (HUD), Black, African American, or African (HUD)-Non-Hispanic/Non-Latin(a)(o)(x) (HUD)			1	0%					1	0%
Asian or Asian American (HUD), Asian or Asian American (HUD)-Non-Hispanic/Non-Latin(a)(o)(x) (HUD)			1	0%					1	0%
Missing	7	5%	3	1%	2	2%			12	2%
	151	100%	376	100%	82	100%	11	100%	620	100%

Permanently Housed by Race



*** Query Name:EE ***

EDA Provider DuPage CoC Coordinated Entry & Referral(7959)
1st Day of Report: 5/1/2021 12:00:00 AM
Last Day of Report +1 Day: 6/1/2022 12:00:00 AM

*** Query Name:Clients ***

EDA Provider DuPage CoC Coordinated Entry & Referral(7959)
Enter effective date 6/24/2022 12:00:00 AM

*** Query Name:Outcome ***

EDA Provider DuPage CoC Coordinated Entry & Referral(7959)
1st Day of Report: 5/1/2021 12:00:00 AM
Last Day of Report +1 Day: 6/1/2022 12:00:00 AM

*** Query Name:Disability ***

EDA Provider DuPage CoC Coordinated Entry & Referral(7959)
Last Day of Report +1 Day: 6/1/2022 12:00:00 AM

*** Query Name:Date ***

1st Day of Report: 5/1/2021 12:00:00 AM
Last Day of Report +1 Day: 6/1/2022 12:00:00 AM

*** Query Name:Entry Date Limit ***

EDA Provider DuPage CoC Coordinated Entry & Referral(7959)
Last Day of Report +1 Day: 6/1/2022 12:00:00 AM
1st Day of Report: 5/1/2021 12:00:00 AM

*** Query Name:Exit Date Limit ***

EDA Provider DuPage CoC Coordinated Entry & Referral(7959)
1st Day of Report: 5/1/2021 12:00:00 AM
Last Day of Report +1 Day: 6/1/2022 12:00:00 AM

