

DuPage CoC Coordinated Entry Summary - 3/1/21 to 2/28/22

Active List	Household	Member
Total	203	351
# Adult Only	146	152
# Adult and Child	57	199
# Veterans	8	9
# Parenting Youth	3	12
# Unaccom. Youth	27	27
Chronic Homeless	33	44
#CH Adult Only	28	27
#CH Adult and Child	5	17
# CH Veterans	0	0
# CH Youth	2	2

Scoring	All Households		Active Households	
PSH (8/9+)	148	25%	41	20%
RRH (4-7/8)	346	60%	133	66%
RRH (4-5)	172	30%	71	35%
RRH (6-7/8)	175	30%	63	31%
No Intervention (0-3)	75	13%	26	13%
Missing	15	3%	4	2%

CM Agrees	All Households		Active Households	
Yes	415	71%	148	73%
No	146	25%	46	23%
Missing	22	4%	9	4%

List Activity	All	Active
Total Entries	581	203
New Entries	374	170
Total Exits	387	NA

Transfers	All Households		Active Households	
Permanent Supportive Housing	1	100%	0	#DIV/0

Domestic Violence	All	Active
Fleeing DV	83	30

Length of Time	All	Active
Mean Days on List	248	222
Median Days on List	147	102
Max Days on List	2118	2118
Mean Days Homeless	548	490
Median Days Homeless	320	300
Max Days Homeless	5695	4168

Gender	HoH Count
Female	283
Male	273
Female, Transgender	2
Male, Transgender	5
A gender other than singularly female or male (e.g., non-binary, genderfluid, agender, culturally specific gender)	4
Transgender	5
Missing	9

Disability	HoH Count
Yes (HUD)	313
No (HUD)	229
Client doesn't know (HUD)	4
Data not collected (HUD)	2
Missing	39

Race	HoH Count
American Indian, Alaska Native, or Indigenous (HUD)	4
Asian or Asian American (HUD)	11
Asian or Asian American (HUD), White (HUD)	1
Black, African American, or African (HUD)	236
Black, African American, or African (HUD), American Indian, Alaska Native, or Indigenous (HUD)	5
Black, African American, or African (HUD), Asian or Asian American (HUD)	1
Black, African American, or African (HUD), White (HUD)	13
Native Hawaiian or Pacific Islander (HUD)	1
White (HUD)	284
White (HUD), American Indian, Alaska Native, or Indigenous (HUD)	1
White (HUD), Black, African American, or African (HUD)	1
White (HUD), Data not collected (HUD)	1
Client doesn't know (HUD)	1
Black, African American, or African (HUD), Black, African American, or African (HUD)	2
Data not collected (HUD)	1
White (HUD), White (HUD)	2
Asian or Asian American (HUD), Asian or Asian American (HUD)	1
Missing	15

Ethnicity	HoH Count
Non-Hispanic/Non-Latin(a)(o)(x) (HUD)	482
Hispanic/Latin(a)(o)(x) (HUD)	82
Data not collected (HUD)	1
Missing	16

Referral Summary - 3/1/21 to 2/28/22

Active Households	Referrals
Active Referrals	28
Returned Referrals	95

If not housed, why?	All	Active
Client not eligible	33%	36%
Program Declined	28%	36%
Client cannot be located	18%	8%
Client Declined	15%	12%
No Vacancy	6%	9%

#HHs where exit dest. not assessed or referral returned 'Client can't be located'	# Referrals Returned due to no contact	# HHs where a referral returned due to no contact
146	48	45

Referrals by Age & Intervention	PSH	RRH	No Housing Intervention	Total
18 - 24	9	30	3	42
25 - 59	34	98	11	143
60 - 80	11	21	5	37
No DOB	2			2
	1	1		2
Total	57	149	19	225

Outcome of Referral	All	Active
Returned to list	246	91
Housed by program	60	1
Removed from list, not participating in program	33	3

If Declined/Ineligible	All	Active
Missing	13%	5%
Client could not be located	10%	5%
Services do not meet client's required level of care	9%	13%
Client does not want to work with this program	9%	8%
No income	8%	20%
No Vacancy	8%	8%
Obtained other housing intervention	7%	7%
Housed	7%	0%
Household type not eligible	6%	5%
Missing documentation (other)	4%	10%
Missing documentation (homeless time)	4%	3%
Other, explain below	3%	3%
Missing documentation (disability)	2%	3%
Left Service Area	2%	1%
Unable to locate a unit	2%	1%
No driver's license/access to transportation	2%	2%
No disabling condition	1%	2%
Over-income	1%	1%
Banned from agency	1%	0%
Client does not want this unit	1%	1%
Previous client	1%	1%
Criminal History - program restriction	1%	0%

Referral Summary - 3/1/21 to 2/28/22

If Other, Explain (Returned Referral)
Client needs a score adjustments and is need of PHS not TH.
Client no showed assessments
client received voucher and wanted to that route.
Deceased
Does not meet military service requirement for VA RRH
Learned that client was in jail
SA Emailed provider for an updated, but is moving to return referral to allow reassignment.

Unaccompanied/ Parenting Youth Households	All Households	Households Active on List
PSH	35	4
RRH	98	22
No Housing Intervention	26	4
Missing	3	0
Sum:	162	30

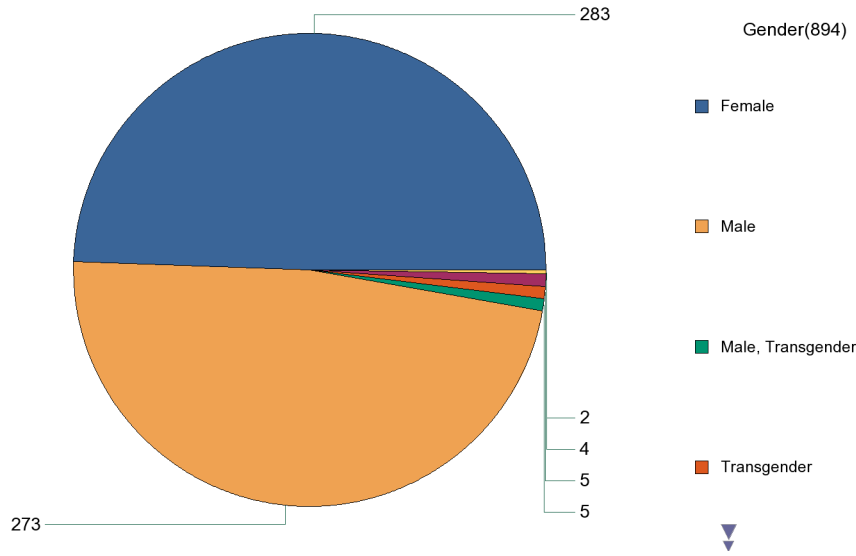
Veteran Households	All Households	Households Active on List
PSH	4	0
RRH	19	4
No Housing Intervention	7	4
Missing	2	0
Sum:	32	8

Adult Only Households	All Households	Households Active on List
PSH	120	29
RRH	255	94
No Housing Intervention	63	20
Missing	14	3
Sum:	452	146

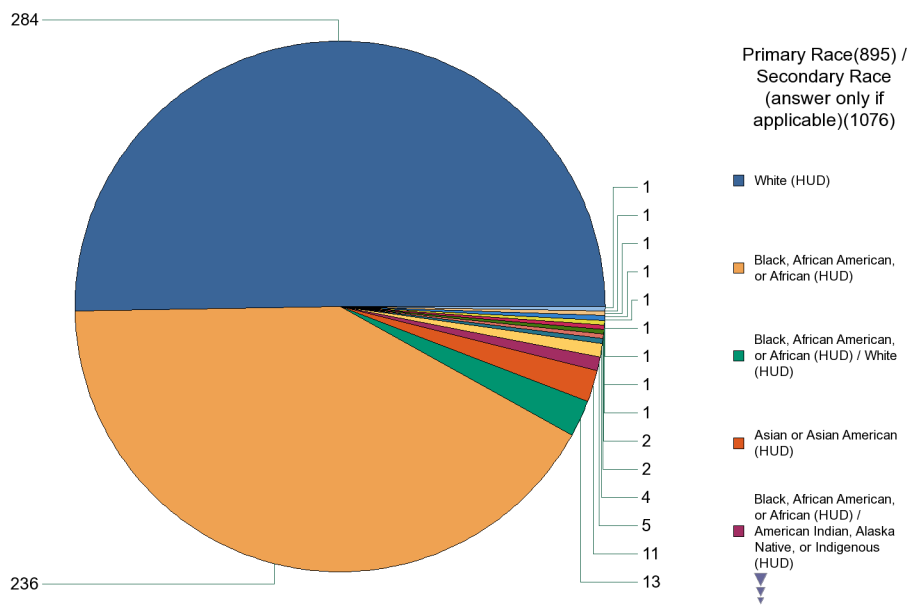
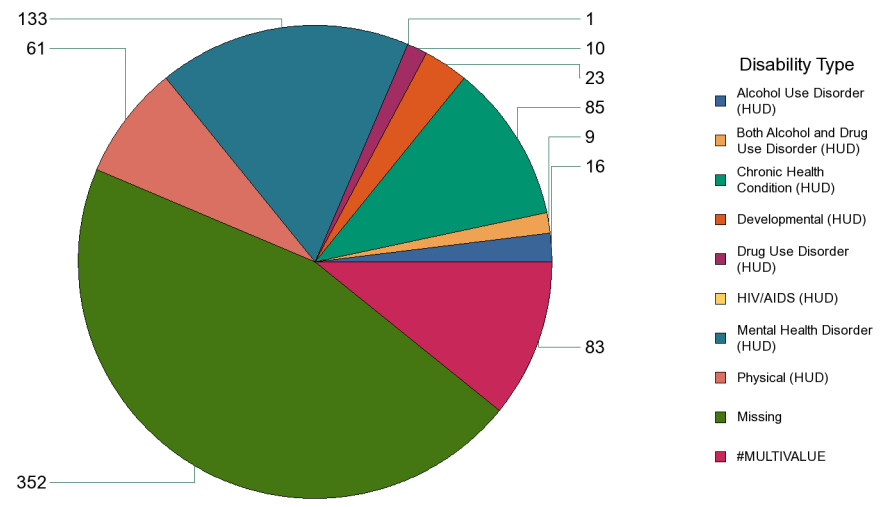
Adult Child Households	All Households	Households Active on List
PSH	28	12
RRH	91	39
No Housing Intervention	11	5
Missing	1	1
Sum:	131	57

Chronic Households	All Households	Households Active on List
PSH	57	15
RRH	57	17
No Housing Intervention	8	1
Missing	1	0
Sum:	123	33

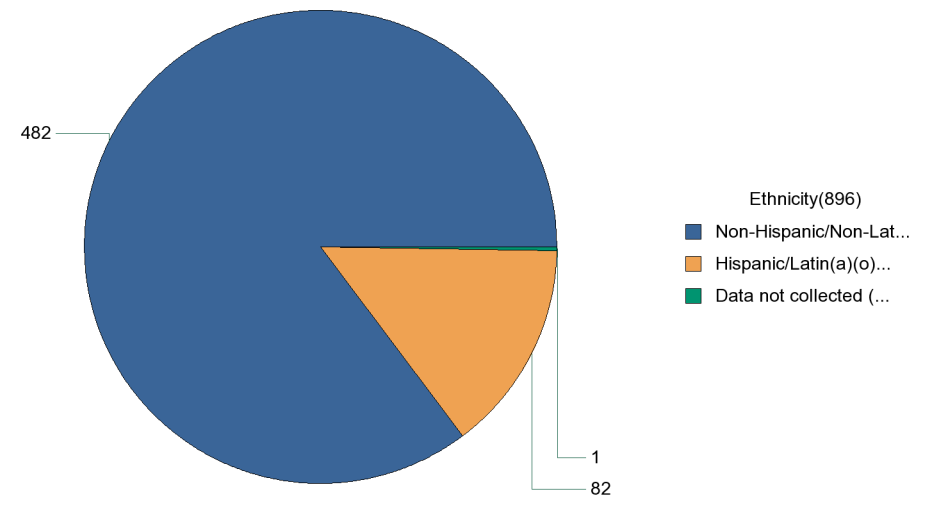
Gender of HoH



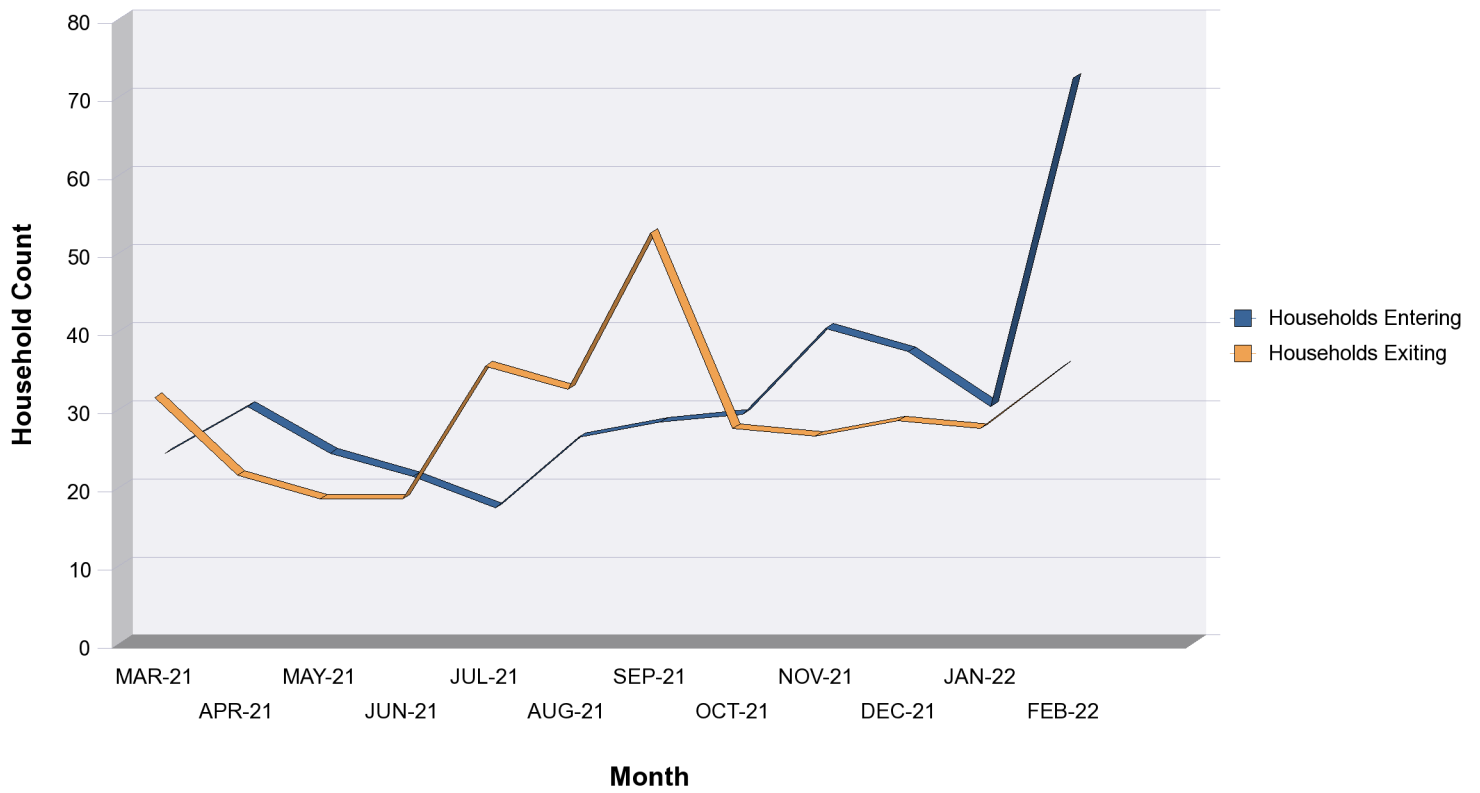
Disability



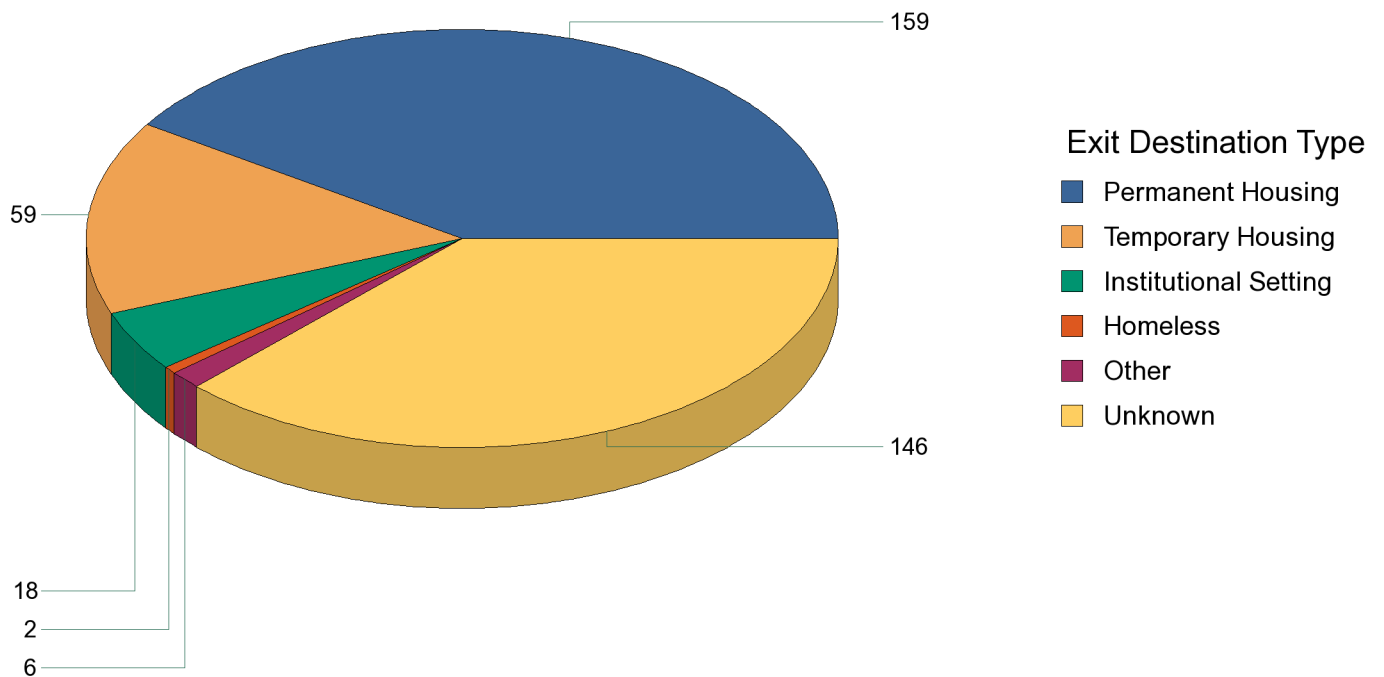
Ethnicity (HoH)



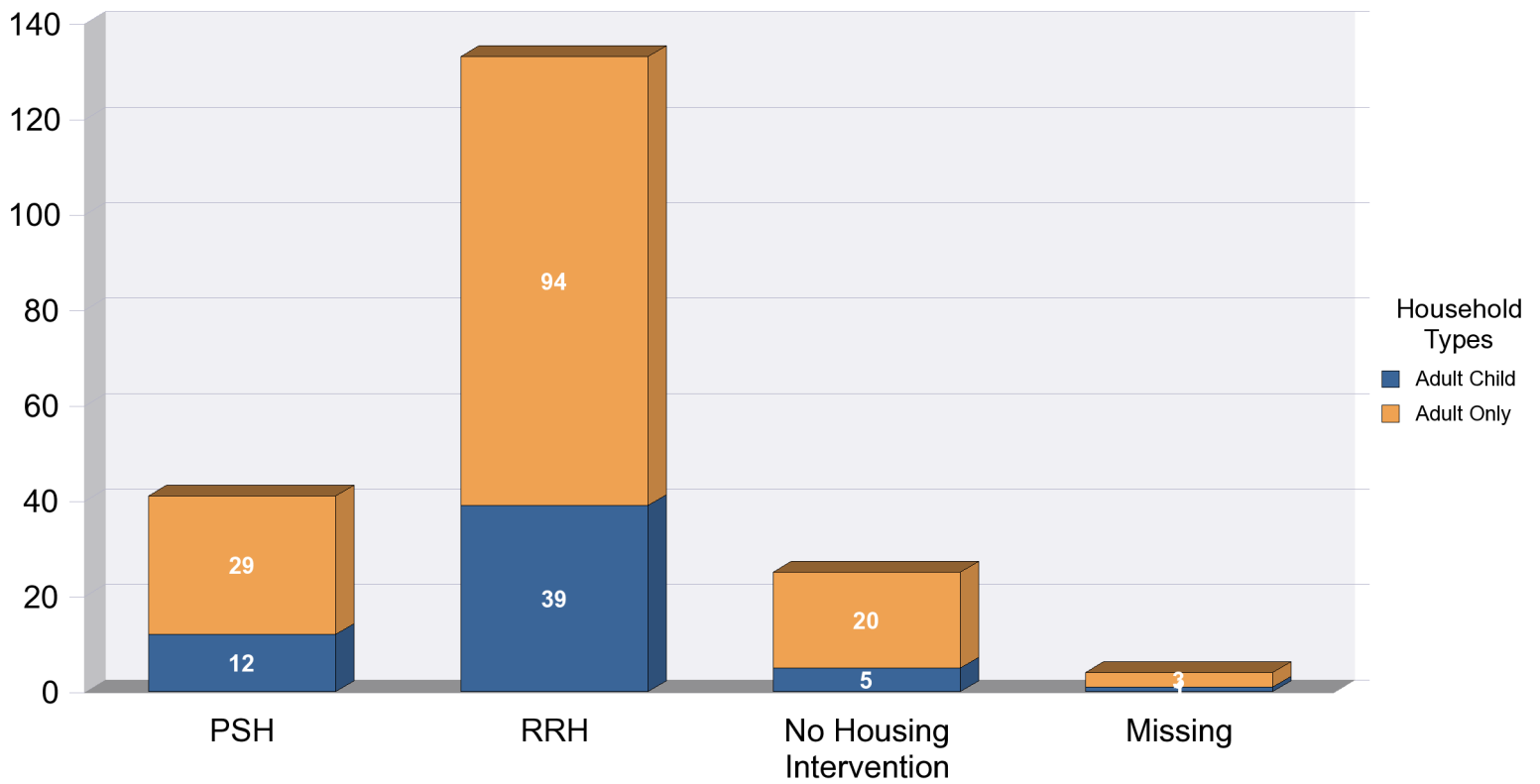
Households Entering and Exiting Coordinated Entry by Month



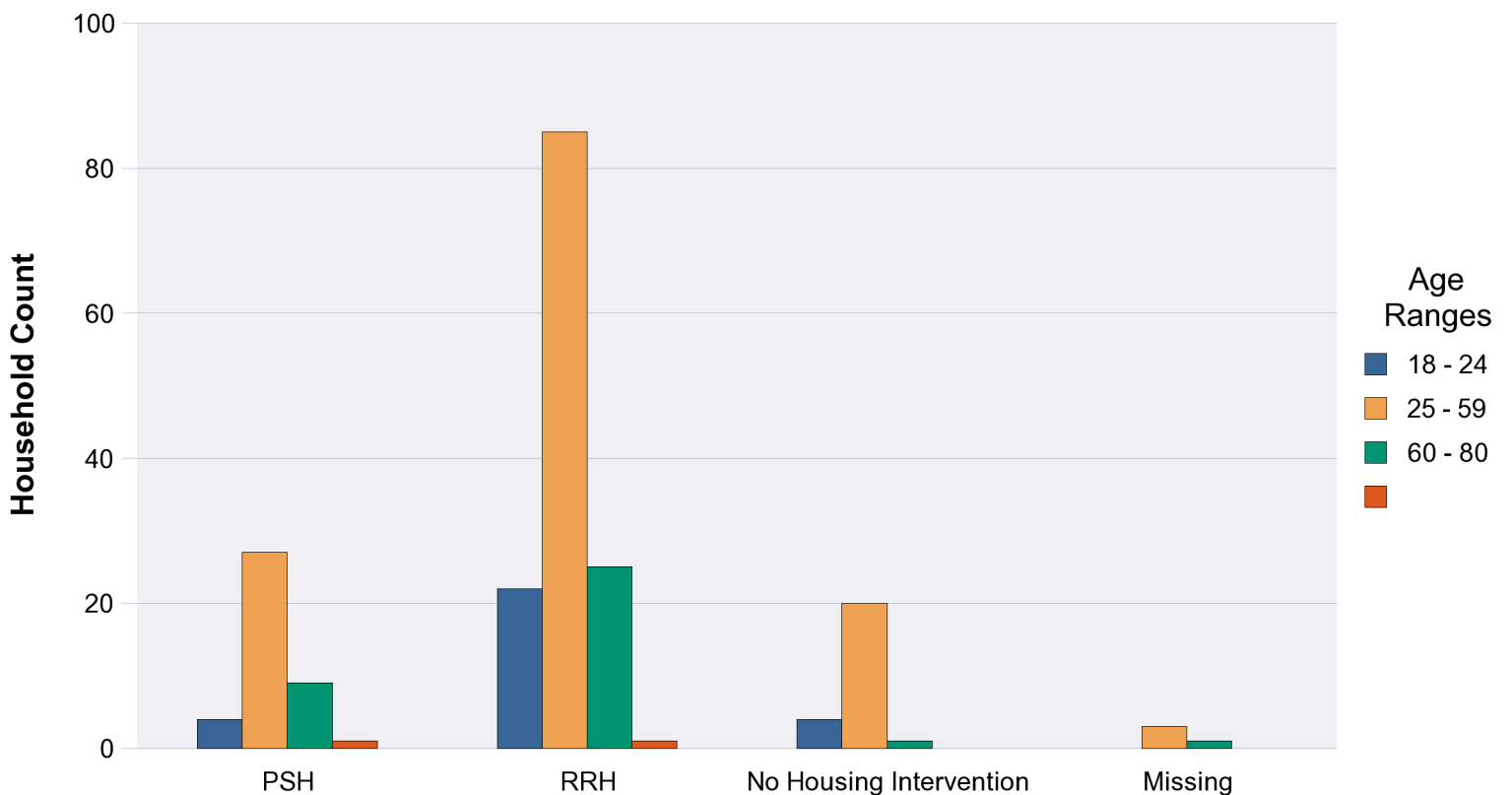
Exit Destinations by Household



Intervention Recommended for All Active Households



Housing Intervention by Active Head of Household Age Range



Intervention by Race

	PSH	RRH	No Housing Intervention	Missing	Total
American Indian, Alaska Native, or Indigenous (HUD)		2	1	1	4
Asian or Asian American (HUD)		8	3		11
Asian or Asian American (HUD), White (HUD)		1			1
Black, African American, or African (HUD)	49	141	42	4	236
Black, African American, or African (HUD), American Indian, Alaska Native, or Indigenous (HUD)	1	4			5
Black, African American, or African (HUD), Asian or Asian American (HUD)		1			1
Black, African American, or African (HUD), White (HUD)	7	6			13
Native Hawaiian or Pacific Islander (HUD)	1				1
White (HUD)	76	172	28	8	284
White (HUD), American Indian, Alaska Native, or Indigenous (HUD)				1	1
White (HUD), Black, African American, or African (HUD)		1			1
White (HUD), Data not collected (HUD)	1				1
Client doesn't know (HUD)		1			1
Black, African American, or African (HUD), Black, African American, or African (HUD)		2			2
Data not collected (HUD)		1			1
White (HUD), White (HUD)	1	1			2
Asian or Asian American (HUD), Asian or Asian American (HUD)		1			1
Missing	8	4	2	1	15
	144	346	76	15	581

Intervention by Ethnicity

	PSH	RRH	No Housing Intervention	Missing	Total
Non-Hispanic/Non-Latin(a)(o)(x) (HUD)	120	285	65	12	482
Hispanic/Latin(a)(o)(x) (HUD)	16	56	8	2	82
Data not collected (HUD)		1			1
Missing	8	4	3	1	16
	144	346	76	15	581

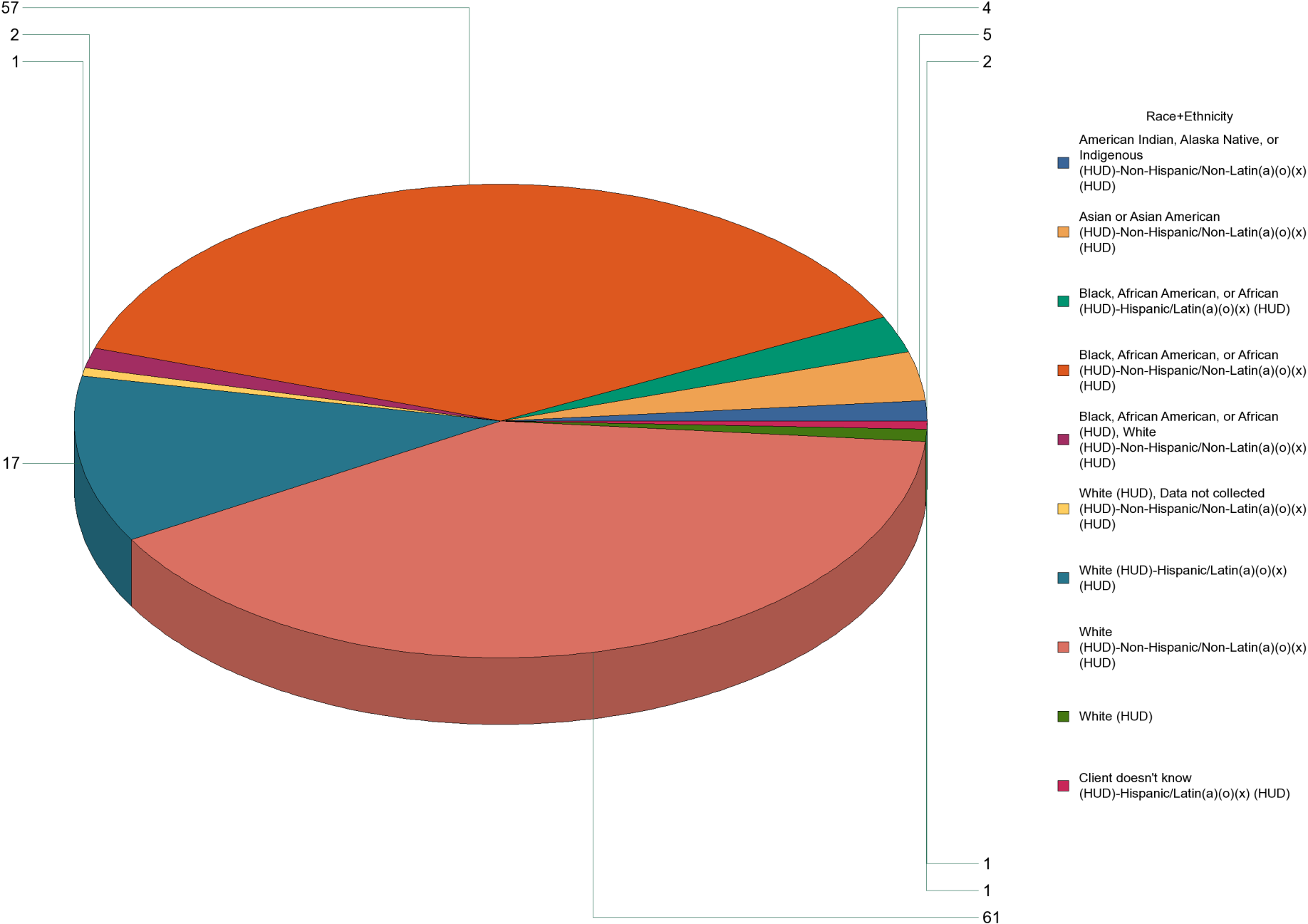
Intervention by Race + Ethnicity

	PSH	%	RRH	%	No Housing Intervention	%	Missing	%	Total	%
American Indian, Alaska Native, or Indigenous (HUD)-Non-Hispanic/Non-Latin(a)(o)(x) (HUD)			2	1%	1	1%	1	7%	4	1%
Asian or Asian American (HUD)-Hispanic/Latin(a)(o)(x) (HUD)					1	1%			1	0%
Asian or Asian American (HUD)-Non-Hispanic/Non-Latin(a)(o)(x) (HUD)			8	2%	2	3%			10	2%
Asian or Asian American (HUD), White (HUD)-Non-Hispanic/Non-Latin(a)(o)(x) (HUD)			1	0%					1	0%
Black, African American, or African (HUD), American Indian, Alaska Native, or Indigenous (HUD)-Hispanic/Latin(a)(o)(x) (HUD)			2	1%					2	0%
Black, African American, or African (HUD), American Indian, Alaska Native, or Indigenous (HUD)-Non-Hispanic/Non-Latin(a)(o)(x) (HUD)	1	1%	2	1%					3	1%
Black, African American, or African (HUD), Asian or Asian American (HUD)-Non-Hispanic/Non-Latin(a)(o)(x) (HUD)			1	0%					1	0%
Black, African American, or African (HUD)-Hispanic/Latin(a)(o)(x) (HUD)	1	1%	6	2%	1	1%			8	1%
Black, African American, or African (HUD)-Non-Hispanic/Non-Latin(a)(o)(x) (HUD)	48	33%	135	39%	41	54%	4	27%	228	39%
Black, African American, or African (HUD), White (HUD)-Hispanic/Latin(a)(o)(x) (HUD)	1	1%							1	0%
Black, African American, or African (HUD), White (HUD)-Non-Hispanic/Non-Latin(a)(o)(x) (HUD)	6	4%	6	2%					12	2%
Native Hawaiian or Pacific Islander (HUD)-Non-Hispanic/Non-Latin(a)(o)(x) (HUD)	1	1%							1	0%
White (HUD), American Indian, Alaska Native, or Indigenous (HUD)-Non-Hispanic/Non-Latin(a)(o)(x) (HUD)							1	7%	1	0%
White (HUD), Black, African American, or African (HUD)-Non-Hispanic/Non-Latin(a)(o)(x) (HUD)			1	0%					1	0%
White (HUD), Data not collected (HUD)-Non-Hispanic/Non-Latin(a)(o)(x) (HUD)	1	1%							1	0%
White (HUD)-Hispanic/Latin(a)(o)(x) (HUD)	14	10%	46	13%	6	8%	2	13%	68	12%
White (HUD)-Non-Hispanic/Non-Latin(a)(o)(x) (HUD)	62	43%	125	36%	21	28%	6	40%	214	37%
-Non-Hispanic/Non-Latin(a)(o)(x) (HUD)			1	0%					1	0%

Intervention by Race + Ethnicity

	PSH	%	RRH	%	No Housing Intervention	%	Missing	%	Total	%
White (HUD)				1	0%	1	1%		2	0%
Client doesn't know (HUD)-Hispanic/Latin(a)(o)(x) (HUD)				1	0%				1	0%
Black, African American, or African (HUD), Black, African American, or African (HUD)-Non-Hispanic/Non-Latin(a)(o)(x) (HUD)				2	1%				2	0%
Data not collected (HUD)-Data not collected (HUD)				1	0%				1	0%
White (HUD), White (HUD)-Non-Hispanic/Non-Latin(a)(o)(x) (HUD)	1	1%							1	0%
Asian or Asian American (HUD), Asian or Asian American (HUD)-Non-Hispanic/Non-Latin(a)(o)(x) (HUD)				1	0%				1	0%
White (HUD), White (HUD)-Hispanic/Latin(a)(o)(x) (HUD)				1	0%				1	0%
Missing	8	6%	3	1%	2	3%	1	7%	14	2%
	144	100%	346	100%	76	100%	15	100%	581	100%

Permanently Housed by Race



*** Query Name:EE ***

EDA Provider DuPage CoC Coordinated Entry & Referral(7959)
1st Day of Report: 3/1/2021 12:00:00 AM
Last Day of Report +1 Day: 3/1/2022 12:00:00 AM

*** Query Name:Clients ***

EDA Provider DuPage CoC Coordinated Entry & Referral(7959)
Enter effective date 3/1/2022 12:00:00 AM

*** Query Name:Outcome ***

EDA Provider DuPage CoC Coordinated Entry & Referral(7959)
1st Day of Report: 3/1/2021 12:00:00 AM
Last Day of Report +1 Day: 3/1/2022 12:00:00 AM

*** Query Name:Disability ***

EDA Provider DuPage CoC Coordinated Entry & Referral(7959)
Last Day of Report +1 Day: 3/1/2022 12:00:00 AM

*** Query Name:Date ***

1st Day of Report: 3/1/2021 12:00:00 AM
Last Day of Report +1 Day: 3/1/2022 12:00:00 AM

*** Query Name:Entry Date Limit ***

EDA Provider DuPage CoC Coordinated Entry & Referral(7959)
Last Day of Report +1 Day: 3/1/2022 12:00:00 AM
1st Day of Report: 3/1/2021 12:00:00 AM

*** Query Name:Exit Date Limit ***

EDA Provider DuPage CoC Coordinated Entry & Referral(7959)
1st Day of Report: 3/1/2021 12:00:00 AM
Last Day of Report +1 Day: 3/1/2022 12:00:00 AM

